






SIMBOLOGÍA / LEGEND


 Producto Conforme a la directiva europea de baja tensión, y a la norma EN 60.598
Product conform to low tension european directive, and to norm EN 60.598


 Adecuado para el montaje sobre superficies normalmente inflamables.
Suitable for setting up on usually inflammable surfaces.

 Protección contra los choques eléctricos por medio de una toma de tierra (clase I).
Protection against electric shock through earth (class I).

 Protección clase II contra los choques eléctricos.
Glass II protection against electric shock.

 Deposite los residuos en un centro autorizado.
Leave waste in an authorized Recicler.

 Distancia mínima a los objetos iluminados.
Minimum distance to lightened objects.

 Protección contra los choques eléctricos por muy baja tensión (clase III).
Protection against electric shock through very low tension (class III).

 Grado de protección
Protection degree

Todos los modelos son registrados y se encuentran protegidos con copyright.
All models are registered and are protected by copyright.

Todos los modelos han sido realizados en conformidad con la norma europea EN/60598.
All fittings are produced according to european standard EN/60598.

Modelos realizados en conformidad con la Directiva 2002/95/CE (ROHS).
All products comply with the regulations of Directive 2002/95/CE (ROHS).

INESLAM se reserva el derecho de realizar en cualquier momento y sin previo aviso las modificaciones y anulaciones que estime oportunas de los productos por razones de carácter técnico o comercial.
INESLAM reserves the right to modify or cancel any products without notification, should the need arise for its improvement.

No deberan utilizarse bombillas de potencia superior a la indicada.
Light bulbs stronger than indicated should not be used.

Puigcerdà, 122
Parc Industrial Urbà del Poble Nou
08019 Barcelona SPAIN
Tel.+34 93 303 43 44 Fax.+34 93 307 18 35
Tel.export +34 665684549

Show Room Balmes 310

<http://www.ineslam.com>
e.mail: ineslam@ineslam.com

Fotografía y Diseño: Míche Comunicación Audiovisual

Impresión: Indice

DL:



INDUSTRIAL ESPAÑOLA DE LÁMPARAS

CATÁLOGO TÉCNICO ILUMINACIÓN INTERIOR



INDUSTRIAL ESPAÑOLA DE LÁMPARAS

TECHNICAL CATALOGUE INTERIOR LIGHTING

DISTREX

CATÁLOGO TÉCNICO ILUMINACIÓN INTERIOR

TECHNICAL CATALOGUE INTERIOR LIGHTING

INDICE / INDEX

SISTEMAS DE FLUORESCENCIA FLUORESCENT SYSTEM	12
PLAFONES Y LÁMPARAS DE SUSPENSIÓN SUSPENSION & CEILING LAMPS	54
LÁMPARAS DE PIE Y SOBREMESA FLOOR AND TABLE LAMPS	84
COLECCIÓN METACRILATO, POLIETILENO Y POLICARBONATO METHACRYLATE, POLYETHYLENE AND POLYCARBONATE COLLECTION	94
COLECCIÓN APLIQUES INTERIOR INDOOR WALL LAMPS COLLECTION	136
FOCOS CARRIL Y GUIAS TRACKS & SPOTLIGHTS	186
COLECCIÓN EMPOTRABLES DOWNLIGHTS COLLECTION	194



INESLAM INDUSTRIAL ESPAÑOLA DE LÁMPARAS

Desde que se fundó INESLAM, en el 1962, esta empresa se ha caracterizado por su carácter innovador. En INESLAM la experiencia, la tecnología y el diseño son combinadas para dar forma a la luz. La amplia experiencia de más de 46 años fabricando iluminación, junto con la utilización de técnicas artesanas y tecnología moderna, y por otro lado la creatividad de un equipo de diseño compuesto por diseñadores, arquitectos y escultores, hace que la luz sea arquitectura y arte.

Since the founding of INESLAM in 1962, the company has been characterised by its innovative character. At INESLAM, experience, technology and design are combined to give form to light. Our wide experience of manufacturing lighting over 46 years, together with the use of both craftsmanship and modern technology, combined with the creativity of a design team made up of designers, architects and sculptors, converts light into architecture and art.



REFERENCIA	PÁGINA
07-ORGANZA	87
07-PERGAMINO	87
07/3103	104
114111	62
114211	62
114331	63
1410/2+719	61
1606/4+1427	58
1606/4+1428	58
1608/4+1540	56
1609/2+1541	56
2585/6+ZN103	73
2604/2+717	26
2605/2 (727+729)	26
2768/4 1428 2768/4 1427	70
2784.1	83
3052/SACO	106
3053/MALETA	106
3055/37	98
3055/37/COL	98
3055/46	98
3055/46/COL	98
3058/30/40/50/55/65 BOLA	97
3058/30/40/50/55/65 COL/BOLA	96
3093...	144
3100	102
3101	102
3102	105
3104/ 40-50	100
3105/ 40-50	100
3106/37	99
3106/37/COL	99
3106/46	99
3106/46/COL	99
3531/1+ZN103	184
3531/2+ZN103	184
3531/3+ZN103	185
3531/4+ZN103	185
3556/2+732	170
3557/1+(733+735)	171
3557/1+(736+738)	170
664/1	156
664/2	156
664/3	157
686	202
687	202
A-902-1	218
A-902-2	218
A-902-3	219
A-902-4	219
A803	200
AHD251/01	203
AHD260	208
AHU290	201
ALD2902H	247
ALD2902T	246
B-102	236

REFERENCIA	PÁGINA
B-202(1m,2m,3m)	238
B-204(1m,2m,3m)	238
B-206(1m,2m,3m)	238
B-LED.02	146
B-STAR.07	161
B-STAR.08	161
B401 (CDM-PAR-30)	229
B401 (CDM-T)	229
BEN2C	239
BLK.40	165
BLK.40A	165
BOK.07	155
BOK.08	151
BOK.09	152
BOK.10	152
BOK.11	153
BOK.23	174
BOK.23A	174
BOK.36	154
BOK.36A	154
BOK.38A	143
BOK.40	162
BOK.41	162
BOK.58	175
BOK.59	175
BOK.62	150
BOK.63	150
BOK.69A	142
BOK.69B	142
BOK.69C	143
BOK.72	146
BOK.86	160
BOK.86A	160
BOK.98	148
BOK.99	145
C803	182
CDL765B	232
CG5-1601X	42
CG6-1601-II	46
CG7-1601R	45
CG7-1602D	43
CG7-1602L	44
CG7-1621A	48
CG1601F	41
CG1611A	40
COL/2607/742528/40	114
COL/2607/742528/45	114
COL/2607/742529/40	112
COL/2607/742529/45	112
COL/2607/742530/40	108
COL/2607/742530/45	108
COL/2607/742531/40	111
COL/2607/742531/45	111
COL/73400/05	124
COL/73500/05	124
COL/74400/40	116
COL/74400/45	116

REFERENCIA	PÁGINA
COL/74500/40	116
COL/74500/45	116
COL/742528/40	123
COL/742528/45	123
COL/742529/40	122
COL/742529/45	122
COL/742530/40	118
COL/742530/45	118
COL/742531/40	120
COL/742531/45	120
COL/951967/10	121
D-LED.1601	248
D-LED.1602	248
D-LED.1603	249
DZ5-1601X	22
DZ6-1602H	23
DZ6-1602MP	17
DZ6-1602P	22
DZ6-1602U	18
DZ7-1603A	14
DZ7-1604U	15
DZ7-1604Z	19
DZ1601U	32
DZ1602S	30
DZ1604	31
DZ21602U	33
DZ21601P	37
DZ21602R	24
DZ21611i	36
DZ31602i	35
DZ41601i	34
DZ41602C	25
DZ41602P	21
DZ51602C	20
DZ51602M	16
EGRET.06	180
EGRET.07	180
ELD3901S	245
FH121MW	206
FHW164	237
FHW173	234
FHW175	235
FHW177	234
FLD1902H	247
FLD1902T	246
G50	148
G77	158
G77/2	158
G77/3	159
G78	140
G78/2	140
G78/3	141
G87L	149
G88/L	149
G89/1	138
G89/2	138
G89/3	139

REFERENCIA	PÁGINA
G4471-2	166
G14722/2	166
HBI-082	231
HBI-301	210
HBI-302	210
HBI-303	211
HBI-401	228
HBI-402	228
HBI-403	228
HBR-101	236
HBR-102B	237
HTE-1051	189
HTE-1052	189
HTI-116	190
HTI-1151	192
HTI-1152	192
HTR-112	190
HTR-1051	188
HTR-1052	188
IAH139	209
LBE-062	240
LBE-064	240
LBE-077	238
LBE-078	238
LBE-202	250
LBE-0522SQ	244
LBE-0524	244
LBE-2022	250
LBE-2023	251
LBE-2024	251
LBR-109	207
LBR-301	214
LBR-302	215
LBR-303	215
LD5-1602A	88
LD5-1612H	89
LD5-1612P	88
LD6-1602A	89
LED-MINI/AS	245
LED.3	239
LO-AD-5251	226
LO-AD-5252	226
LO-AD-5253	227
LO-CE-5381	64
LO-CE-5382	64
LO-CE-5383	65
LOAS8011	216
LOAS8012	216
LOAS8013	217
LSDZL16/1	222
LSDZL16/2	222
LSDZL16/3	223
LSDZL16/4	223
LSDZL111/1	220
LSDZL111/3	220
LSDZL111/4	221
LSDZLD111/4	77

REFERENCIA	PÁGINA
LWE-110P	168
LWE-112P	168
LWE-113P	169
LWE-115	242
LWE-1152	242
MARK2	252
MARK3	252
MARK7	253
MARK15	253
MHD431R	204
MHD440G	205
MXH (50) Metacrilato	78
MXH (50x2) Metacrilato	79
MXH (50x4) Metacrilato	80
MXH (50x4a) Metacrilato	81
MXH2 (50X4)	74
MXH2 (50X4L)	75
MXH2 (50X8)	76
MXH3 (50X4)	74
MXH3 (50X4L)	75
MXH3 (50X8)	76
OX.13A	66
OX.13B	66
OX.13C	67
P-STAR.01	82
P-STAR.02	82
P/31655/05	133
P/73400/05	134
P/73500/05	134
P/74400/40	126
P/74400/45	126
P/74500/40	126
P/74500/45	126
P/742528/40	131
P/742528/45	131
P/742529/40	130
P/742529/45	130
P/742530/40	128
P/742530/45	128
P/742531/40	132
P/742531/45	132
P/951967/10	133
PH02-9	27
PH02-68	29
PH04-88	28
PH4W-78	172
PH4W-81	173
PJ1602S	47
Q00.02	200
QC DL7308	233
QC DL9001B	233
QC DL9002B	230
QPRIH 1B	224
QPRIH 2B	224
QPRIH 3B	225
QS0.011L	196
QS0.014L	196

REFERENCIA	PÁGINA
QS0.016L	197
QS0.221L	198
QS0.224L	198
QS0.226L	199
QUALE.202LB	208
RAH-1105/1	212
RAH-1105/2	212
RAH-1105/3	213
RAH-1105/4S	213
RAH194/4S	217
RAH1106R	204
RAH1106S	205
RAH1108-SG	230
SLC4901H	182
T-800 (1M,2M,3M)	193
T-801	193
T-802(L/R)	193
T-803(O/I)	193
T-804	193
T-805(O/I)	193
T-806(L/R)	193
T-807	193
T-808	193
T-811	193
TAD0L.1	193
TAD0L.2	176
TAD0L.3	177
TAU280	203
TAU280Q	209
TLC1	91
TLD1	92
TLR1	90
TLR2	90
TLS1	92
TOMAC.1	178
TOMAC.2	178
TOMAC.3	179
TRIA.H4	72
TRIA.H6	72
TROOP.1	68
TROOP.2	68
TROOP.3	69
TS.1	61
TS.2	61
TS.3	61
USH1102 (MW)	206
WL-1601S	60
WL7-1601B-21W	39
WL7-1601PA	38
WL8-1601i	50
WL8-1602C	51
WL8-1602L	52
WL8-1602M	52
WL8-1611i	50
WL8-1612C	51

SISTEMAS DE FLUORESCENCIA
FLUORESCENT SYSTEM



PLAFONES Y LÁMPARAS DE SUSPENSIÓN
SUSPENSION & CEILING LAMPS



LÁMPARAS DE PIE Y SOBREMESA
FLOOR & TABLE LAMPS



COLECCIÓN METACRILATO, POLIETILENO Y POLICARBONATO
METHACRYLATE, POLYETHYLENE & POLYCARBONATE COLLECTION



COLECCIÓN APLIQUES INTERIOR
INDOOR WALL LAMPS COLLECTION














































FOCOS CARRIL Y GUIAS
TRACK & SPOTLIGHTS



COLECCIÓN EMPOTRABLES
DOWNLIGHTS COLLECTION




SISTEMAS DE FLUORESCENCIA / FLUORESCENT SYSTEM

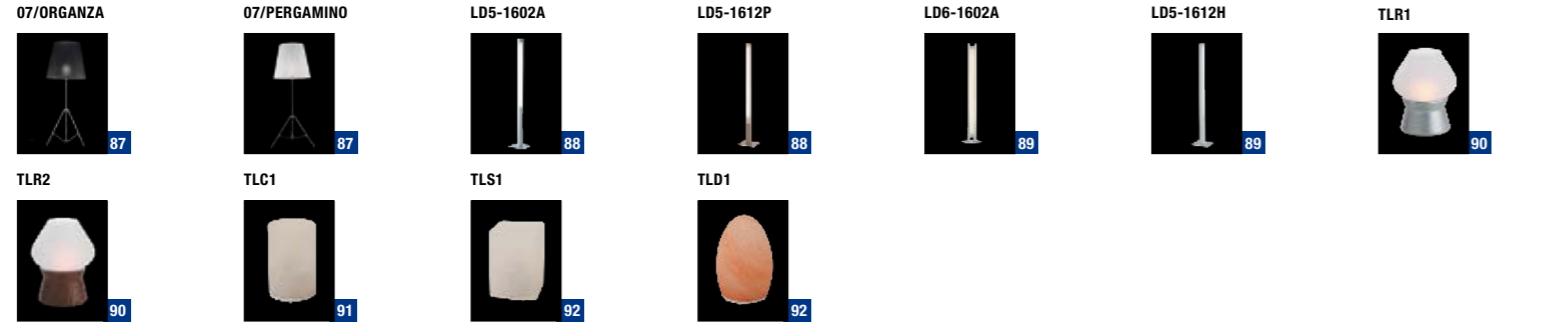
DZ7-1603A  14	DZ7-1604U  15	DZ5-1602M  16	DZ6-1602MP  17	DZ6-1602U  18	DZ7-1604Z  19	DZ5-1602C  20
DZ4-1602P  21	DZ6-1602P  22	DZ5-1601X  22	DZ6-1602H  23	DZ2-1602R  24	DZ4-1602C  25	2605/2+(727+729)  26
2604/2+717  26	PH02-9  27	PH04-88  28	PH02-68  29	DZ1602S  30	DZ1604  31	DZ1601U  32
DZ2602U  33	DZ4-1601i  34	DZ3-1602i  35	DZ2-1611i  36	DZ2-1601P  37	WL7-1601PA  38	WL7-1601B  39
CG1611A  40	CG1601F  41	CG5-1601X  42	CG7-1602D  43	CG7-1602L  44	CG7-1601R  45	CG6-1601-II  46
PJ1602S  47	CG7-1621A  48	WL8-1601I  50	WL8-1611I  50	WL8-1612C  51	WL8-1602C  51	WL8-1602M  52
WL8-1602L  52						

PLAFONES Y LÁMPARAS DE SUSPENSIÓN / SUSPENSION & CEILING LAMPS


1608/4+1540  56	1609/2+1541  56	1606/4+1428  58	1606/4+1427  58	WL-1601S  60	1410/2+719  61	TS.1 TS.2 TS.3  61
114111  62	114221  62	114331  63	LO-CE-5381  64	LO-CE-5382  64	LO-CE-5383  65	OX.13A  66




LÁMPARAS DE PIE Y SOBREMESA / FLOOR & TABLE LAMPS






























COLECCIÓN METACRILATO, POLIETILENO Y POLICARBONATO / METHACRYLATE, POLYETHYLENE & POLYCARBONATE COLLECTION



COLECCIÓN APLIQUES INTERIOR / INDOOR WALL LAMPS COLLECTION




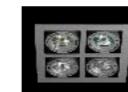


G14722/2  166	LWE-110P  168	LWE-112P  168	LWE-113P  169	3557/1+(736+738)  170	355/2+732  170	3557/1+(733+735)  171
PH4W-78  172	PH4W-81  173	BOK.23  174	BOK.23A  174	BOK.58  175	BOK.59  175	TADOL.1  176
TADOL.2  176	TADOL.3  177	TOMAC.1  178	TOMAC.2  178	TOMAC.3  179	EGRET.06  180	EGRET.07  180
C803  182	SLC4901H  182	3531/1+ZN103  184	3531/2+ZN103  184	3531/3+ZN103  185	3531/4+ZN103  185	

FOCOS CARRIL Y GUIAS / TRACK & SPOTLIGHTS

HTR-1051  188	HTR-1052  188	HTE-1051  189	HTE-1052  189	HTR-112  190	HTR-116  190	HTI-1151  192
HTI-1152  192						

COLECCIÓN EMPOTRABLES / DOWNLIGHTS COLLECTION

QS0.011L  196	QS0.014L  196	QS0.016L  197	QS0.221L  198	QS0.224L  198	QS0.226L  199	A803  200
Q00.02  200	AHU-290  201	686  202	687  202	TAU280  203	AHD251/01  203	MHD431R  204
RAH1106R  204	MHD440G  205	RAH1106S  205	FH121MW  206	USH1102  206	LBR-109  207	QUALE.202LB  208
AHD260  208	TAU280Q  209	IAH139  209	HBI-301  210	HBI-302  210	HBI-303  211	RAH1105/1  212

RAH1105/2  212	RAH1105/3  213	RAH1105/4S  213	LBR-301  214	LBR-302  215	LBR-303  215	LO-AS-8011  216
LO-AS-8012  216	LO-AS-8013  217	RAH194/4S  217	A902-1  218	A902-2  218	A902-3  219	A902-4  219
LSDZL111/1  220	LSDZL111/3  220	LSDZL111/4  221	LSDZL16/1  222	LSDZL16/2  222	LSDZL16/3  223	LSDZL16/4  223
QPRIH  224	QPRIH2  224	QPRIH3  225	LO-AD-5251  226	LO-AD-5252  226	LO-AD-5253  227	HBI-401  228
HBI-402  228	HBI-403  228	QCQL9002B  230	RAH1108 SG  230	HBI-082  231	CDL765B  232	QCQL9001B  233
QCQL7308  233	FHW173  234	FHW177  234	FHW175  235	HBR-101  236	HBR-102-B  237	FHW164  237
LBE-077  238	LBE-078  238	BEN2C  239	LED3  239	LBE-062  240	LBE-064  240	LWE-1152  242
LWE-115  242	LBE-0524  244	LBE-0522SQ  244	LED/MINI.LAS  245	ELD3901S  245	FLD1902T  246	ALD2902T  246
FLD1902H  247	ALD2902H  247	D-LED 1601  248	D-LED 1602  248	D-LED 1603  249	LBE-202  250	LBE-2022  250
LBE-2023  251	LBE-2024  251	MARK2  252	MARK3  252	MARK7  253	MARK15  253	

SISTEMAS DE FLUORESCENCIA
FLUORESCENT SYSTEM



DZ7-1603A



DZ7-1603A

3 X 35W 220-240V 50Hz / 60Hz T5



Medidas: ↔ 1525 ↕ 302 ↳ 64

Acabados / Finishes

Color / Colour: Plata / Silver

Material: Aluminio / Aluminium

Difusor PMMA / PMMA Diffuser



Plafón o Colgante / Ceiling or Pendant Lamp

Luz Directa e Indirecta / Direct & Indirect Light

Reactancia electrónica incorporada / Built in electronic ballast

Tubos T5 no incluidos / T5 Tubes not included



DZ7-1604U



DZ7-1604U

4 X 28W 220-240V 50Hz / 60Hz T5



Medidas: ↔ 1206 ↕ 260 ↳ 42

Acabados / Finishes

Color / Colour: Plata / Silver

Material: Aluminio / Aluminium

Difusor PMMA / PMMA Diffuser



Luz Directa e Indirecta / Direct & Indirect Light

Reactancia electrónica incorporada / Built in electronic ballast

Tubos T5 no incluidos / T5 Tubes not included

DZ51602M



DZ51602M

2 X 35W T5



Medidas: ↔ 1484 ↑↓ 31 ↳ 136

2 X 28W T5



Medidas: ↔ 1184 ↑↓ 31 ↳ 136

Acabados / Finishes

Color / Colour: Plata / Silver

Material: Aleación de Aluminio, PMMA /

Aluminium Alloy, PMMA



Luz Directa / Direct Light

Reactancia electrónica incorporada / Built in electronic ballast

Tubos T5 no incluidos / T5 tubes not included



DZ6 - 1602MP



DZ6 - 1602MP

2 X 54W 220-240V T5



Medidas: ↔ 1200 ↑↓ 144 ↳ 42

Acabados / Finishes

Color / Colour: Blanco / White

Material: Aluminio / Aluminium, PMMA / PMMA



Luz Directa e Indirecta / Direct & Indirect Light

Reactancia electrónica incorporada / Built in electronic ballast

Tubos T5 no incluidos / T5 tubes not included

DZ6-1602U



DZ6-1602U	
2 X 28W T5	
Medidas: ↔ 1196 ↓ 132 ↳ 42	
2 X 35W T5	
Medidas: ↔ 1496 ↓ 132 ↳ 42	
Acabados / Finishes	
Color / Colour: Plata / Silver	
Material: Caja de Aleación de Aluminio,	
Difusor de PMMA / Aluminium Alloy housing,	
PMMA Diffuser	
  	

DZ7-1604Z



DZ7-1604Z	
4 X 35W 220-240V 50Hz / 60Hz T5	
Medidas: ↔ 1500 ↓ 350 ↳ 45	
Acabados / Finishes	
Color / Colour: Blanco / White	
Material: Aluminio / Aluminium	
Difusor PMMA / PMMA Diffuser	
  	




Luz Directa e Indirecta / Direct & Indirect Light Reactancia electrónica incorporada / Built in electronic ballast Tubos T5 no incluidos / T5 Tubes not included

Luz Directa e Indirecta / Direct & Indirect Light Reactancia electrónica incorporada / Built in electronic ballast Tubos T5 no incluidos / T5 Tubes not included


DZ51602C



DZ51602C

2 X 28W T5 

Medidas: ↔ 1200 ↑↓ 60 ↳ 90

2 X 35W T5 

Medidas: ↔ 1500 ↑↓ 60 ↳ 90

Acabados / Finishes

Color / Colour: Blanco, Naranja, Verde / White,

Orange, Green

Material: Caja de PMMA de 8 mm,

tapas finales ignífugas de ABS, Difusor de PMMA /

8 mm PMMA housing, fire retardant ABS end caps,

PMMA Diffuser



Luz Directa e Indirecta / Direct & Indirect Light

Reactancia electrónica incorporada, Tubos T5 no incluidos /


Built in electronic ballast T5 tubes not included




DZ41602P




DZ41602P

2 X 21W T5 

Medidas: ↔ 880 ↑↓ 114 ↳ 80

2 X 28W T5 

Medidas: ↔ 1180 ↑↓ 114 ↳ 80

2 X 35W T5 

Medidas: ↔ 1480 ↑↓ 114 ↳ 80

Acabados / Finishes

Color / Colour: Blanco, Azul, Violeta / White, Blue, Violet

Material: Caja de PMMA de 8mm, Difusor de PMMA,

Tapas finales ignífugas de ABS / 8mm PMMA



housing, fire-retardant ABS end caps, PMMA Diffuser



Luz Directa y Ambiente / Direct Light

Reactancia electrónica incorporada, Tubos T5 no incluidos /

Built in electronic ballast T5 tubes not included



DZ6-1602P

DZ5-1601X



DZ6-1602P

2 X MAX 39W T5



Medidas: ↔ 900 ↓ 110 ↳ 90

Acabados / Finishes

Color / Colour: Blanco / White

Material: PMMA Metacrilato / PMMA Methacrylate



Luz Directa y Ambiental / Direct Light

Reactancia electrónica incorporada / Built in electronic ballast

Tubos T5 no incluidos / T5 tubes not included

DZ5-1601X

1 X 35W 220-240V T5



Medidas: ↔ 1506 ↓ 68 ↳ 22

Acabados / Finishes

Color / Colour: Plata / Silver

Material: Aluminio / Aluminium

Difusor PMMA / PMMA Diffuser



Luz Directa / Direct Light

Reactancia electrónica incorporada / Built in electronic ballast

Tubos T5 no incluidos / T5 tubes not included

DZ6-1602H



DZ6-1602H

2 X 28W 220-240V T5



Medidas: ↔ 1198 ↓ 55 ↳ 88

2 X 35W 220-240V T5



Medidas: ↔ 1498 ↓ 55 ↳ 88

Acabados / Finishes

Color / Colour: Plata / Silver

Material: Aluminio / Aluminium

Difusor PMMA / PMMA Diffuser



Luz Directa e Indirecta / Direct & Indirect Light

Reactancia electrónica incorporada / Built in electronic ballast

Tubos T5 no incluidos / T5 tubes not included



DZ21602R



DZ21602R

2 X 54W T5



Medidas: ↔ 1268 ↓ 250 ↳ 38

Acabados / Finishes

Color / Colour: Plata / Silver

Con la barra colorida de PMMA: Azul, Blanco /

With the colorful PMMA fluorescent bar: Blue, White

Material: Caja de aleación de Aluminio,

Difusor de PC, barra laterales de PMMA (de colores) /

Aluminium Alloy housing, PC Diffuser,

PMMA sidebars (colorful)



Luz Directa e Indirecta / Direct & Indirect Light

Reactancia electrónica incorporada / Built in electronic ballast



DZ41602C



DZ41602C

2 X 21W T5



Medidas: ↔ 970 ↓ 188 ↳ 60

2 X 54W T5



Medidas: ↔ 1270 ↓ 188 ↳ 60

Acabados / Finishes

Color / Colour: Transparente, Azul /

White (Transparent), Blue


Material: PMMA (Metacrilato),

Difusor de ABS / PMMA housing, ABS Diffuser



Reactancia electrónica incorporada, Tubos T5 no incluidos /

Built in electronic ballast T5 tubes not included



2605/2 + (727 + 729)

2604/2 + 717

PH02-9



2605/2 + (727 + 729)

2 X MAX 21W T5



Medidas: ↔ 1000 ↑↓ 1300 ↳ 120

Acabados / Finishes

Color / Colour: Niquel Satinado / Satin Nickel

Material: Acero + Cristal / Steel + Glass



Reactancia electrónica incorporada / Built in electronic ballast
Tubos T5 no incluidos / T5 tubes not included

2604/2 + 717

2 X 21W T5



Medidas: ↔ 1100 ↑↓ 300 ↳ 1200

Acabados / Finishes

Color / Colour: Aluminio / Aluminium

Material: Acero + Cristal / Steel + Glass



Reactancia electrónica incorporada / Built in electronic ballast
Tubos T5 no incluidos / T5 tubes not included

PH02-9

2 X 35W T5



Medidas: ↔ 1550 ↑↓ 65 ↳ 260

Acabados / Finishes

Color / Colour: Aluminio / Aluminium

Material: Aleación Aluminio, Plástico PMMA, PS /

Aluminium Alloy, Plastic PMMA, PS



Luz Directa e Indirecta / Direct & Indirect Light
Reactancia electrónica incorporada / Built in electronic ballast
Tubos T5 no incluidos / T5 tubes not included

Datos específicos:

Voltaje: 220-240V/50-60HZ

Vatios: 2X35W

Fuente de luz: Tubo fluorescente T5

Material: aleaciones de aluminio, plásticos, PMMA/PS

Luces comerciales: sistemas de iluminación para oficinas

- Ideal para oficinas, bibliotecas, supermercados, ect.
- La luz indirecta produce una iluminación agradable y natural.
- Un avanzado diseño para la colocación del tubo evita que la iluminación deslumbr.
- No se precisa de herramientas para el recambio de los tubos
- Balastro electrónico incluido.

Specification:

Voltage: 220-240V/50-60HZ

Watt: 2X35W

Light source: T5 fluorescent tube

Material: Aluminium Alloy, plastic PMMA, PS

Commercial lightings: Office light system

- Ideal for office, conference room, hotel, ect.
- Indirect light brings natural and comfortable illumination.
- Advance tube-hidden design provide glare free illumination.
- No need of tool for tube replacement.
- Built-in electronic ballast.

PH04-88



PH04-88

2 X 35W 220-240 V 50-60 Hz T5



Medidas: ↔ 1550 ⇅ 110 ↳ 80

Acabados / Finishes

Color / Colour: Aluminio / Aluminium

Material: Aleación Aluminio, Aleación Zinc,
plástico / Aluminium Alloy, Zinc Alloy, Plastic



Luz Directa / Direct Light

Tubos T5 no incluidos / T5 tubes not included

PH02-68



PH02-68

2 X 35W T5



Medidas: ↔ 1550 ⇅ 230 ↳ 125

Acabados / Finishes

Color / Colour: Aluminio / Aluminium

Material: Aleación Aluminio / Aluminium Alloy



Luz Directa e Indirecta / Direct & Indirect Light



Iluminación comercial: sistemas de iluminación para oficinas.
- Ideal para oficinas, bibliotecas, supermercados, etc..
- Reflector ajustable para controlar la dirección de la luz.
- No se precisa de herramientas para el recambio de los tubos.
- Fusión a presión del portalámparas en aleaciones de zinc.
- Balastro electrónico incluido.

Datos específicos:

Voltaje: 220-240V/50-60HZ

Vatios: T5: 2X35W

Fuente de luz: Tubo fluorescente T5

Material: Aleaciones de aluminio, plásticos, PMMA/PS

Commercial lightings: Office light system

- Ideal for office, library, conference room, ect.
- Adjustable reflector to control the light direction.
- No need of tool for tube replacement.
- Zinc Alloy die-casting lamp holder.
- Built-in electronic or magnetic ballast.


Specification: Voltage:

220-240V/50-60HZ

Watt: T5: 2X35W

Light source: T5 fluorescent tube

Material: Aluminium Alloy, plastic, PMMA/PS



DZ1602S



DZ1602S

2 X 54W T5



Medidas: ↔ 1239 ↓ 300 ↳ 43

Acabados / Finishes

Color / Colour: Plata / Silver

Material: Caja de aleación de Aluminio, tapas

finales ignífugas de ABS, Difusor de PMMA /

Aluminium Alloy housing, fire-retardant ABS end caps,


PMMA Diffuser



Luz Directa e Indirecta / Direct & Indirect Light

Reactancia electrónica incorporada / Built in electronic ballast

Tubos T5 no incluidos / T5 tubes not included



DZ1604



DZ1604

4 X 21W T5



Medidas: ↔ 913 ↓ 179 ↳ 39

4 X 28W T5



Medidas: ↔ 1213 ↓ 179 ↳ 39

4 X 35W T5



Medidas: ↔ 1513 ↓ 179 ↳ 39

Acabados / Finishes

Color / Colour: Plata / Silver

Material: Caja de aleación de Aluminio,

tapas finales ignífugas de ABS, Difusor de PMMA /

Aluminium Alloy, fire-retardant ABS end caps,

PMMA Diffuser



Luz Directa e Indirecta / Direct & Indirect Light

Reactancia electrónica incorporada / Built in electronic ballast

Tubos T5 no incluidos / T5 tubes not included



DZ-1601U



DZ-1601U

1 X 21W T5



Medidas: ↔ 904 ↑↓ 68 ↳ 40

1 X 28W T5



Medidas: ↔ 1024 ↑↓ 68 ↳ 40

1 X 35W T5



Medidas: ↔ 1504 ↑↓ 68 ↳ 40

Acabados / Finishes

Color / Colour: Plata / Silver

Material: Caja de aleación de Aluminio,

tapas finales ignífugas de ABS, Difusor de PMMA /

Aluminium Alloy housing, fire-retardant ABS end caps,

PMMA Diffuser



DZ21602U



DZ21602U

2 X 21W T5



Medidas: ↔ 904 ↑↓ 170 ↳ 40

2 X 28W T5



Medidas: ↔ 1204 ↑↓ 170 ↳ 40

2 X 35W T5



Medidas: ↔ 1504 ↑↓ 170 ↳ 40

Acabados / Finishes

Color / Colour: Plata / Silver

Material: Caja de aleación de Aluminio,

tapas finales ignífugas de ABS, Difusor de PMMA /

Aluminium Alloy, fire-retardant ABS end caps,


PMMA Diffuser




DZ41601i




DZ41601i

1 X 21W T5 

Medidas: ↔ 895 ↓ 42 ↳ 70

1 X 28W T5 

Medidas: ↔ 1195 ↓ 42 ↳ 70

1 X 35W T5 

Medidas: ↔ 1495 ↓ 42 ↳ 70

Acabados / Finishes

Color / Colour: Plata / Silver

Material: Caja de aleación de Aluminio, tapas

finales ignífugas de ABS, Difusor de PMMA /

Aluminium Alloy housing, fire-retardant ABS end caps,


PMMA Diffuser




DZ31602i




DZ31602i

2 X 21W T5 

Medidas: ↔ 895 ↓ 106,5 ↳ 40

2 X 28W T5 

Medidas: ↔ 1195 ↓ 106,5 ↳ 40

2 X 35W T5 

Medidas: ↔ 1495 ↓ 106,5 ↳ 40

Acabados / Finishes

Color / Colour: Plata / Silver

Material: Caja de aleación de Aluminio,

tapas finales ignífugas de ABS, Difusor de PMMA /

Aluminium Alloy, fire-retardant ABS end caps,

PMMA Diffuser



Luz Directa e Indirecta / Direct & Indirect Light Reactancia electrónica incorporada / Built in electronic ballast Tubos T5 no incluidos / T5 tubes not included

Plafón o Colgante / Ceiling or Pendant Lamp Luz Directa e Indirecta / Direct & Indirect Light Reactancia electrónica incorporada / Built in electronic ballast Tubos T5 no incluidos / T5 tubes not included

DZ21611i



DZ21611i

1 X 21W T5



Medidas: ↔ 895 ↓ 78 ↳ 40

1 X 28W T5



Medidas: ↔ 1195 ↓ 78 ↳ 40

1 X MAX 35W T5



Medidas: ↔ 1495 ↓ 78 ↳ 40

Acabados / Finishes

Color / Colour: Plata / Silver

Con la barra colorida de PMMA: Azul, Naranja,
Blanco / With the colorful PMMA fluorescent bar:
Blue, Orange, White.

Material: Caja de aleación de Aluminio,
tapas finales ignífugas de ABS, Difusor de PMMA /
Aluminium Alloy, fire-retardant ABS end caps,

PMMA Diffuser



Luz Directa / Direct Light

Reactancia electrónica incorporada / Built in electronic ballast
Tubos T5 no incluidos / T5 tubes not included



DZ21601P



DZ21601P

1 X 21W T5



Medidas: ↔ 880 ↓ 60 ↳ 73

1X 28W T5



Medidas: ↓ 1180 ↓ 60 ↳ 73

1X 35W T5



Medidas: ↓ 1480 ↓ 60 ↳ 73

Acabados / Finishes

Color / Colour: Blanco, Azul, Violeta /

White, Blue, Violet

Material: Caja de PMMA de 8 mm,
tapas finales ignífugas de ABS, Difusor de PMMA /
8 mm PMMA housing, fire retardant ABS end caps,

PMMA Diffuser



Luz Directa y Ambiental / Direct Light

Reactancia electrónica incorporada / Built in electronic ballast
Tubos T5 no incluidos / T5 tubes not included



WL7 - 1601 PA



WL7 - 1601 PA

2 X 13W T5



Medidas: ↔ 630 ↓ 250 ↳ 41

2 X 21W T5



Medidas: ↔ 962 ↓ 250 ↳ 41

2 X 28W T5



Medidas: ↔ 1262 ↓ 250 ↳ 41

Acabados / Finishes

Color / Colour: Plata / Silver

Material: Aluminio, Cristal / Aluminium, Glass



Luz Directa e Indirecta / Direct & Indirect Light

Reactancia electrónica incorporada / Built in electronic ballast

Tubos T5 no incluidos / T5 tubes not included

WL7-1601B-21W



WL7-1601B-21W

1 X 21W T5



Medidas: ↔ 78 ↓ 40 ↳ 910

Acabados / Finishes

Color / Colour: Blanco / White

Material: PMMA Methacrylate, Caja Metal /

Metal Housing



Reactancia electrónica incorporada / Built in electronic ballast

Tubos T5 no incluidos / T5 tubes not included



CG1611A



CG1611A

1 X 13W T5



Medidas: ↔ 588 ↑↓ 27 ↳ 50

1 X 21W T5



Medidas: ↔ 888 ↑↓ 27 ↳ 50

1 X 28W T5



Medidas: ↔ 1188 ↑↓ 27 ↳ 50

1 X 35W T5



Medidas: ↔ 1488 ↑↓ 27 ↳ 50

Acabados / Finishes

Color / Colour: Plata / Silver

Material: Caja de Aluminio, Difusor

de PMMA, tapas finales de ABS / Aluminium Housing,

PMMA Diffuser, ASB end caps



Cable conexión opcional / Optional connection cable



Clavija conexión opcional / Optional connection plug

CG1601F



CG1601F

1 X 6W T5

Medidas: ↔ 270 ↑↓ 72 ↳ 22,5

1 X 8W T5

Medidas: ↔ 346 ↑↓ 72 ↳ 22,5

1 X 13W T5

Medidas: ↔ 574 ↑↓ 72 ↳ 22,5

Acabados / Finishes

Color / Colour: Plata / Silver

Material: Base Aluminio, Difusor de PS,

tapas finales de PC / Aluminium base, PS Diffuser,

PC end caps



Cable conexión opcional / Optional connection cable



Clavija conexión opcional / Optional connection plug

Reactancia electrónica incorporada / Built in electronic ballast Tubos T5 e interruptor incluidos / T5 tubes and touch switch provided

CG5-1601X



CG5-1601X

1 X 8W T5



Medidas: ↔ 342 ↓ 82,5 ↳ 28

1 X 13W T5



Medidas: ↔ 571 ↓ 82,5 ↳ 28

1 X 21W T5



Medidas: ↔ 903 ↓ 82,5 ↳ 28

1 X 28W T5



Medidas: ↔ 1203 ↓ 82,5 ↳ 28

Acabados / Finishes

Color / Colour: Plata / Silver

Material: Base Aluminio, Difusor de PMMA,

tapas finales de PC / Aluminium base, PMMA Diffuser,

PC end caps



Basculante / Adjustable

Reactancia electrónica incorporada / Built in electronic ballast

Tubos T5 e interruptor incluidos /

T5 tubes and touch switch provided



Cable conexión opcional / Optional connection cable



Clavija conexión opcional / Optional connection plug

CG7 - 1602D

CG7 - 1602D

2 X 21W 220-230V 50Hz /

110V-127V 60Hz T5



Medidas: ↔ 938 ↓ 94 ↳ 42,5

2 X 28W 220-230V 50Hz /

110V-127V 60Hz T5



Medidas: ↔ 1238 ↓ 94 ↳ 42,5

Acabados / Finishes

Color / Colour: Plata / Silver

Material: Aluminio / Aluminium

Difusor PMMA / PMMA Diffuser



Reactancia electrónica incorporada / Built in electronic ballast

Tubos T5 e interruptor incluidos /

T5 tubes and touch switch provided



Cable conexión opcional / Optional connection cable



Clavija conexión opcional / Optional connection plug



CG7 - 1602L



CG7 - 1602L

2 X 13W 220-230V 50Hz / T5 

Medidas: ↔ 551 ↓ 85 ↳ 85

2 X 21W 220-230V 50Hz / T5 

Medidas: ↔ 883 ↓ 85 ↳ 85

2 X 28W 220-230V 50Hz / T5 

Medidas: ↔ 1183 ↓ 85 ↳ 85

Acabados / Finishes

Color / Colour: Plata / Silver

Material: Base Aluminio, Difusor de PMMA,

tapas finales de PC / Aluminium base, PMMA Diffuser,

PC end caps



Reactancia electrónica incorporada / Built in electronic ballast

Tubos T5 no incluidos / T5 tubes not included

CG7 - 1601R



CG7 - 1601R

1 X 21W T5 

Medidas: ↔ 888 ↓ 74,5 ↳ 49,5

Acabados / Finishes

Color / Colour: Plata / Silver

Material: Base Aluminio, tapas finales

ignífugas de PC, Difusor de PMMA / Aluminium base,

fire-retardant PC end caps, PMMA Diffuser



Reactancia electrónica incorporada / Built in electronic ballast

Tubos T5 no incluidos / T5 tubes not included

CG6 - 1601 - II



CG6-1601-II

1 X 8W T5



Medidas: ↔ 344 ↑↓ 71 ↳ 71

1 X 13W T5



Medidas: ↔ 574 ↑↓ 71 ↳ 71

1 X 21W T5



Medidas: ↔ 906 ↑↓ 71 ↳ 71

1 X 28W T5



Medidas: ↔ 1206 ↑↓ 71 ↳ 71

1 X 35W T5



Medidas: ↔ 1506 ↑↓ 71 ↳ 71

Acabados / Finishes

Color / Colour: Plata / Silver

Material: Base Aluminio, Difusor de PMMA,

tapas finales de PC / Aluminium base,

PMMA Diffuser, PC end caps



Basculante 45° / Adjustable 45°

Reactancia electrónica incorporada / Built in electronic ballast

Tubos T5 e interruptor incluidos /

T5 tubes and touch switch provided



Cable conexión opcional / Optional connection cable



Clavija conexión opcional / Optional connection plug

PJ1602S



PJ1602S

2 X 13W T5



Medidas: ↔ 560 ↑↓ 135 ↳ 33,5

2 X 21W T5



Medidas: ↔ 892 ↑↓ 135 ↳ 33,5

2 X 28W T5



Medidas: ↔ 1192 ↑↓ 135 ↳ 33,5

2 X 35W T5



Medidas: ↔ 1492 ↑↓ 135 ↳ 33,5

Acabados / Finishes

Color / Colour: Plata / Silver

Material: Base Aluminio, tapas finales

ignífugas de PC, Difusor de PMMA / Aluminium base,

fire-retardant PC end caps, PMMA Diffuser



Basculante / Adjustable

Reactancia electrónica incorporada / Built in electronic ballast

Tubos T5 e interruptor incluidos /

T5 tubes and touch switch provided

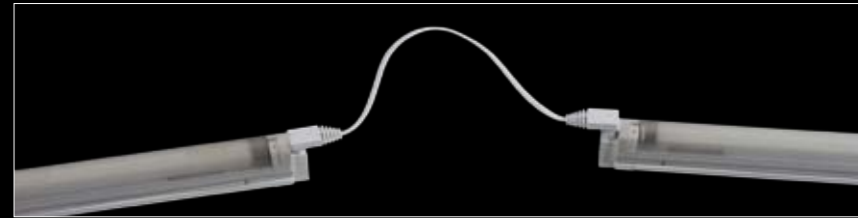



Cable conexión opcional / Optional connection cable



Clavija conexión opcional / Optional connection plug


CG7 - 1621A




Cable conexión opcional / Optional connection cable

Clavija conexión opcional / Optional connection plug


CG7-1621A

1 X 13W T5 


Medidas: ↔ 566 ⇕ 27 ↳ 43

1 X 21W T5 

Medidas: ↔ 898 ⇕ 27 ↳ 43

1 X 28W T5 

Medidas: ↔ 1198 ⇕ 27 ↳ 43

1 X 35W T5 

Medidas: ↔ 1498 ⇕ 27 ↳ 43

Acabados / Finishes

Color / Colour: Blanco / White

Material: Aluminio / Aluminium

Difusor PC / Diffuser PC



Reactancia electrónica incorporada / Built in electronic ballast


Tubos T5 incluido / T5 tube included




WL8-1601I




WL8-1601I

1 X 13W 220-240V 50 - 60 Hz T5 

Medidas: ↔ 571 ↓ 110 ↳ 40

1 X 21W 220-240V 50 - 60 Hz T5 

Medidas: ↔ 903 ↓ 110 ↳ 40

1 X 28W 220-240V 50 - 60 Hz T5 

Medidas: ↔ 1203 ↓ 110 ↳ 40

Acabados / Finishes

Color / Colour: Plata / Silver

Material: Aluminio / Aluminium


Difusor PMMA / PMMA Diffuser




WL8-1611I




WL8-1611I

1 X 13W 220-240V 50 - 60 Hz T5 

Medidas: ↔ 571 ↓ 102 ↳ 40

1 X 21W 220-240V 50 - 60 Hz T5 

Medidas: ↔ 903 ↓ 102 ↳ 40

1 X 28W 220-240V 50 - 60 Hz T5 

Medidas: ↔ 1203 ↓ 102 ↳ 40

Acabados / Finishes

Color / Colour: Plata / Silver

Material: Metacrilato PMMA / PMMA Methacrylate

Difusor PMMA / PMMA Diffuser




WL8-1612C



WL8-1602C



WL8-1612C

2X 13W 220-240V 50 - 60 Hz T5 

Medidas: ↔ 556 ↓ 159 ↳ 52

Acabados / Finishes


Color / Colour: PMMA Blanco / White PMMA

Material: PMMA Methacrylate


Difusor PMMA / PMMA Diffuser




WL8-1602C

2 X 13W 220-240V 50 - 60 Hz T5 

Medidas: ↔ 551 ↓ 152 ↳ 45

2 X 21W 220-240V 50 - 60 Hz T5 

Medidas: ↔ 883 ↓ 152 ↳ 45

2 X 28W 220-240V 50 - 60 Hz T5 

Medidas: ↔ 1183 ↓ 152 ↳ 45

Acabados / Finishes

Color / Colour: Plata / Silver

Material: Aluminio / Aluminium

Difusor PMMA / PMMA Diffuser



WL8-1602M



WL8-1602M

2 X 8W 220-240V 50 - 60 Hz T5



Medidas: ↔ 366 ↓ 220 ↳ 90

Acabados / Finishes

Color / Colour: PMMA Blanco / White PMMA

Material: PMMA Methacrylate

Difusor PMMA / PMMA Diffuser



WL8-1602L

2 X 13W 220-240V 50 - 60 Hz T5



Medidas: ↔ 553 ↓ 140 ↳ 68

2 X 21W 220-240V 50 - 60 Hz T5



Medidas: ↔ 865 ↓ 140 ↳ 68

2 X 28W 220-240V 50 - 60 Hz T5



Medidas: ↔ 1165 ↓ 140 ↳ 68

Acabados / Finishes

Color / Colour: Plata / Silver

Material: Aluminio / Aluminium

Difusor PMMA / PMMA Diffuser



WL8-1602L



Luz Directa e Indirecta / Direct & Indirect Light Reactancia electrónica incorporada / Built in electronic ballast Tubos T5 no incluidos / T5 Tubes not included



PLAFONES Y LÁMPARAS DE SUSPENSIÓN
SUSPENSION & CEILING LAMPS



1608/4+1540



1608/4+1540

4 X MAX 14W 230V T5



Medidas: ↔ 640 ↕ 640 ↳ 70

Acabados / Finishes

Color / Colour: Aluminio / Aluminium


Material: Aluminio - PMMA Metacrilato /

Aluminium - PMMA Methacrylate



Reactancia electrónica incorporada / Built in electronic ballast
Tubos T5 no incluidos / T5 Tubes not included

1609/2+1541



1609/2+1541

2 X MAX 14W 230V T5



Medidas: ↔ 640 ↕ 300 ↳ 70

Acabados / Finishes


Color / Colour: Aluminio / Aluminium

Material: Aluminio - PMMA Metacrilato /

Aluminium - PMMA Methacrylate



Reactancia electrónica incorporada / Built in electronic ballast
Tubos T5 no incluidos / T5 Tubes not included



1606/4+1428

1606/4+1427



1606/4+1428

4 X MAX 24W 230V 2G11

Medidas: ↔ 500 ↑↓ 500 ↳ 80

Acabados / Finishes

Color / Colour: Aluminio / Aluminium

Material: Aluminio - PMMA Metacrilato /

Aluminium - PMMA Methacrylate



Reactancia electrónica incorporada / Built in electronic ballast
Bombillas no incluidas / Bulbs not included

1606/4+1427

4 X MAX 40W 230V 2G11

Medidas: ↔ 750 ↑↓ 750 ↳ 80

Acabados / Finishes

Color / Colour: Aluminio / Aluminium

Material: Aluminio - PMMA Metacrilato /

Aluminium - PMMA Methacrylate



Reactancia electrónica incorporada / Built in electronic ballast
Bombillas no incluidas / Bulbs not included



WL-1601S



WL-1601S

1 X MAX 28W T5 circle 220-240 V 50-60Hz



Medidas: ↔ 380 ↑ 380 ↳ 60

Acabados / Finishes

Color / Colour: Blanco / White

Material: PMMA Metacrilato 3mm /


PMMA Methacrylate 3mm

Aluminium alloy PMMA, ABS



Tubos T5 no incluidos / T5 Tubes not included

1410/2+719



1410/2+719

2 X MAX 18W 2G11



Medidas: ↔ 350 ↑ 350 ↳ 70

Acabados / Finishes


Color / Colour: Niquel Satinado / Satin Nickel

Material: Acero + Vidrio / Steel + Glass



Bombilla no incluida / Bulb not included

TS.1



TS. 1

Ref. TS. 1 1 X MAX 22W T5



Medidas: ↔ 324 ↑ 324 ↳ 70

Ref. TS. 2 2 X 24W TC-L 2G11



Medidas: ↔ 375 ↑ 375 ↳ 70

Ref. TS. 3 3 X 24W TC-L 2G11



Medidas: ↔ 475 ↑ 475 ↳ 70

Acabados / Finishes

Color / Colour: Gris / Grey

Material: Aluminio / Aluminium

Difusor / Diffuser: Metacrilato Opal / Opal PMMA



Bombilla no incluida / Bulb not included



114111



114221



114331



114111

1 X MAX 50W GU10 240V



1 X 11W GU10 240V Compact Fluorescent




Medidas: ↔ 100 ↓ 100 ↳ 136

Acabados / Finishes

Color / Colour:

Aluminio / Aluminium

Material: Aluminio Macizo / Solid Aluminium



Giratorio y basculante / Rotative and adjustable

114221

2 X MAX 50W GU10 240V



2 X 11W GU10 240V Compact Fluorescent




Medidas: ↔ 188 ↓ 100 ↳ 136

Acabados / Finishes

Color / Colour:

Aluminio / Aluminium

Material: Aluminio Macizo / Solid Aluminium



Giratorio y basculante / Rotative and adjustable

114331

3 X MAX 50W GU10 240V



2 X 11W GU10 240V Compact Fluorescent



Medidas: ↔ 278 ↓ 100 ↳ 136

Acabados / Finishes

Color / Colour: Aluminio / Aluminium

Material: Aluminio Macizo / Solid Aluminium



Giratorio y basculante / Rotative and adjustable



LO-CE-5381



LO-CE-5381

1 X MAX 100W 220 V E27 PAR30 

1 X MAX 70W 220 V E27 HIPAR30 

Medidas: ↔ 150 ↑ 153 ↳ 250

Acabados / Finishes

Color / Colour: Negro / Black

Material: Metal



Bombillas y equipo opcional no incluidos /
Bulbs and optional electronic equipment not included

LO-CE-5382



LO-CE-5382

2 X MAX 100W 220 V E27 PAR30 

2 X MAX 70W 220 V E27 HIPAR30 

Medidas: ↔ 304 ↑ 153 ↳ 250

Acabados / Finishes

Color / Colour: Negro / Black

Material: Metal



Bombillas y equipo opcional no incluidos /
Bulbs and optional electronic equipment not included


LO-CE-5383



LO-CE-5383

A 2 X MAX 100W 220 V E27 PAR30 

1 X MAX 50-100W 220 V G5.3 QR111 

B 2 X MAX 70W 220 V E27 HIPAR30 


1 X MAX 35-70W 220 V CDRM 111 

Medidas: ↔ 452 ↑ 153 ↳ 250


Acabados / Finishes

Color / Colour: Negro / Black

Material: Metal



Bombillas y equipo opcional no incluidos /
Bulbs and optional electronic equipment not included



OX. 13A



OX. 13A

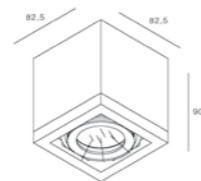
1 X MAX 50W GU10 240V



1 X 11W GU10 240V Compact Fluorescent




Medidas: ↔ 82,5 ↓ 82,5 ↳ 93



Acabados / Finishes

Color / Colour: Aluminio / Aluminium

Material: Aluminio Macizo / Solid Aluminium



Giratorio y basculante / Rotative and adjustable

OX. 13B



OX. 13B

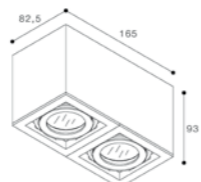
2 X MAX 50W GU10



2 X 11W GU10 240V Compact Fluorescent




Medidas: ↔ 165 ↓ 82,5 ↳ 93



Acabados / Finishes


Color / Colour: Aluminio / Aluminium

Material: Aluminio Macizo / Solid Aluminium



Giratorio y basculante / Rotative and adjustable

OX. 13C



OX. 13C

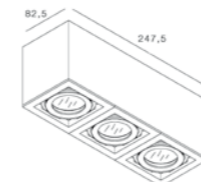
3 X MAX 50W GU10



3 X 11W GU10 240V Compact Fluorescent




Medidas: ↔ 247,5 ↓ 82,5 ↳ 93



Acabados / Finishes

Color / Colour: Aluminio / Aluminium

Material: Aluminio Macizo / Solid Aluminium



Giratorio y basculante / Rotative and adjustable



TROOP. 1



TROOP. 2



TROOP. 3

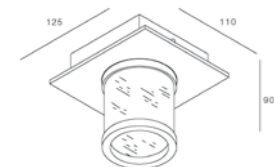


TROOP. 1

1 X MAX 40W G9 240V



Medidas: ↔ 125 ↓ 110 ↳ 90

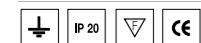


Acabados / Finishes

Color / Colour: Aluminio / Aluminium

Material: Aluminio Macizo / Solid Aluminium

Color cristal / Glass Colour: Transparente / Clear

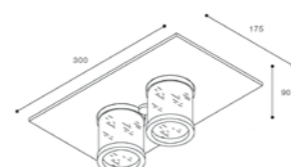


TROOP. 2

2 X MAX 40W G9 240V



Medidas: ↔ 300 ↓ 175 ↳ 90

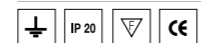


Acabados / Finishes

Color / Colour: Aluminio / Aluminium

Material: Aluminio Macizo / Solid Aluminium

Color cristal / Glass Colour : Transparente / Clear

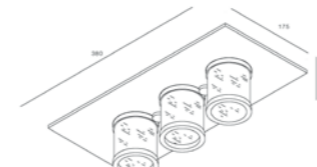


TROOP. 3

3 X MAX 40W G9 240V



Medidas: ↔ 380 ↓ 175 ↳ 90

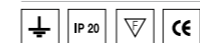


Acabados / Finishes

Color / Colour: Aluminio / Aluminium

Material: Aluminio Macizo / Solid Aluminium

Color cristal / Glass Colour: Transparente / Clear



2768/4+1427
2768/4+1428



2768/4+1427 / 2768/4+1428

Ref. 2768/4+1427

4 X MAX 40W 230V 2G11

Medidas: ↔ 750 ↓ 750 ↳ 1200

Ref. 2768/4+1428

4 X MAX 24W 230V 2G11

Medidas: ↔ 500 ↓ 500 ↳ 1200

Acabados / Finishes

Color / Colour: Aluminio / Aluminium

Material: Aluminio - PMMA Metacrilato /

Aluminium - PMMA Methacrylate



Reactancia electrónica incorporada / Built in electronic ballast

Bombillas no incluidas / Bulb not included



TRIA. H4

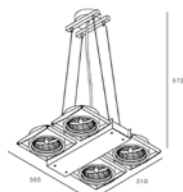


TRIA. H4

4 X MAX 50W QR111




Medidas: ↔ 365 ↑ 310 ↳ 573



Acabados / Finishes

Color / Colour: Aluminio / Aluminium

Material: Aluminio / Aluminium



Transformador electrónico incorporado y bombillas QR111 incluidas / Electronic transformer and QR111 bulb included

TRIA. H6

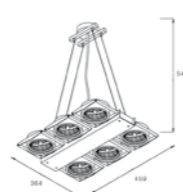


TRIA. H6

6 X MAX 50W QR111



Medidas: ↔ 364 ↑ 459 ↳ 543



Acabados / Finishes


Color / Colour: Aluminio / Aluminium

Material: Aluminio / Aluminium



Transformador electrónico incorporado y bombillas QR111 incluidas / Electronic transformer and QR111 bulb included

2585/6 + ZN103



2585/6 + ZN103

6 X MAX 50W 240 V GU10



6 X 11W GU10 Compact Fluorescent



Medidas: ↔ 500 ↑ 500 ↳ 850

Acabados / Finishes

Color / Colour: Níquel Satinado / Satin Nickel

Material: Acero / Steel



MXH2 (50X4)



MXH3 (50X4)



MXH2 (50X4L)



MXH3 (50X4L)

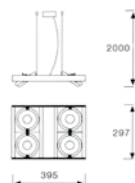


MXH2 (50X4)

4 X MAX 50W QR111



Medidas: ↔ 395 ↑↓ 297 ↳ 2000



Acabados / Finishes

Color / Colour: Plata / Silver

Material: Aluminio / Aluminium



Suspensión / Suspension

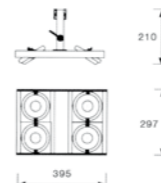
Transformador electrónico incorporado y bombillas QR111 incluidas / Electronic transformer and QR111 bulb included

MXH3 (50X4)

4 X MAX 50W QR111



Medidas: ↔ 395 ↑↓ 297 ↳ 210



Acabados / Finishes

Color / Colour: Plata / Silver

Material: Aluminio / Aluminium



Aplicación - Plafón / Wall bracket and flush fitting

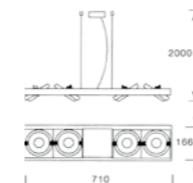
Transformador electrónico incorporado y bombillas QR111 incluidas / Electronic transformer and QR111 bulb included

MXH2 (50X4L)

4 X MAX 50W QR111



Medidas: ↔ 710 ↑↓ 166 ↳ 2000



Acabados / Finishes

Color / Colour: Plata / Silver

Material: Aluminio / Aluminium



Suspensión / Suspension

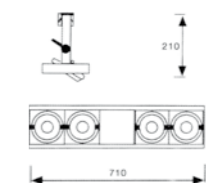
Transformador electrónico incorporado y bombillas QR111 incluidas / Electronic transformer and QR111 bulb included

MXH3 (50X4L)

4 X MAX 50W QR111



Medidas: ↔ 710 ↑↓ 166 ↳ 210



Acabados / Finishes

Color / Colour: Plata / Silver

Material: Aluminio / Aluminium



Aplicación - Plafón / Wall bracket and flush fitting

Transformador electrónico incorporado y bombillas QR111 incluidas / Electronic transformer and QR111 bulb included

MXH2 (50X8)

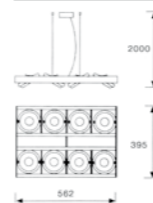


MXH2 (50X8)

8 X MAX 50W QR111



Medidas: ↔ 562 ↑↓ 395 ↳ 2000



Acabados / Finishes

Color / Colour: Plata / Silver

Material: Aluminio / Aluminium



Suspensión / Suspension

Transformador electrónico incorporado y bombillas QR111 incluidas / Electronic transformer and QR111 bulb included

MXH3 (50X8)

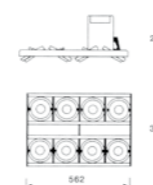


MXH3 (50X8)

8 X MAX 50W QR111



Medidas: ↔ 562 ↑↓ 395 ↳ 210



Acabados / Finishes

Color / Colour: Plata / Silver


Material: Aluminio / Aluminium



Aplicación - Plafón / Wall bracket and flush fitting

Transformador electrónico incorporado y bombillas QR111 incluidas / Electronic transformer and QR111 bulb included

LSDZLD111/4



LSDZLD111/4

4 X MAX 50W 12V Casquillo / Socket GY 6.35



Medidas: ↔ 855 ↑↓ 210


Acabados / Finishes

Color / Colour: Aluminio, Negro / Aluminium, Black Line

Material: Aluminio / Aluminium



Transformador electrónico incorporado y bombillas QR111 incluidas / Electronic transformer and QR111 bulb included



MXH (50) METACRILATO



MXH (50) METACRILATO

1 X MAX 50W 230 / 12 V QR111



Medidas: ↔ 210 ↓ 192

Acabados / Finishes

Color / Colour: Cromo / Chrome

Material: PMMA (Metacrilato) / Metal



Transformador electrónico incorporado y bombillas QR111 incluidas / Electronic transformer and QR111 bulb included

Spotlight individual con marco y apliques suspendidos 0-350° / Single-spotlight rectangular suspended frame and fittings

Ángulo giratorio horizontal de la pieza entera 0-45° / Wholly horizontally swivel angle 0-350°

Ángulo inclinado horizontal de la pieza entera / Wholly horizontally leaning angle 0-45°

Ángulo giratorio de las anillas 0-45° / Lamps rings swivel angle 0-45°

Ángulo giratorio de los focos 0-45° / Lamp cups swivel angle 0-45°

Altura opcional : 420 mm / 620 mm / 920 mm / Opcional Height: 420 mm / 620 mm / 920 mm

MXH (50X2) METACRILATO



MXH (50X2) METACRILATO

2 X MAX 50W 230 / 12 V QR111



Medidas: ↔ 364 ↓ 192

Acabados / Finishes

Color / Colour: Cromo / Chrome

Material: PMMA (Metacrilato) / Metal





MXH (50X4) METACRILATO



MXH (50X4) METACRILATO

4 X MAX 50W 230 / 12 V QR111



Medidas: ↔ 364 ↑↓ 364

Acabados / Finishes

Color / Colour: Cromo / Chrome

Material: PMMA (Metacrilato) / Metal



MXH (50X4A) METACRILATO



MXH (50X4A) METACRILATO

4 X MAX 50W 230 / 12 V QR111



Medidas: ↔ 678 ↑↓ 192

Acabados / Finishes

Color / Colour: Cromo / Chrome

Material: PMMA (Metacrilato) / Metal



Transformador electrónico incorporado y bombillas QR111 incluidas / Electronic transformer and QR111 bulb included

Spotlight individual con marco y apliques suspendidos 0-350° / Single-spotlight rectangular suspended frame and fittings

Ángulo giratorio horizontal de la pieza entera 0-45° / Wholly horizontally swivel angle 0-350°

Ángulo inclinado horizontal de la pieza entera / Wholly horizontally leaning angle 0-45°

Ángulo giratorio de las anillas 0-45° / Lamps rings swivel angle 0-45°

Ángulo giratorio de los focos 0-45° / Lamp cups swivel angle 0-45°

Altura opcional : 420 mm / 620 mm / 920 mm / Opcional Height: 420 mm / 620 mm / 920 mm

P-STAR.01



P-STAR.01

1 X MAX 50W MINI STAR o G4 bi-pin 12V




Medidas: ↔ 31 ↑ 108 ↳ Altura máx. 1420 variable

Acabados / Finishes

Color / Colour: Aluminio / Aluminium

Material: Aluminio Sólido / Solid Aluminium



Transformador electrónico incorporado /
Electronic transformer included

P-STAR.02



P-STAR.02

1 X MAX 50W MINI STAR o G4 bi-pin 12V




Medidas: ↔ 49 ↑ 108 ↳ Altura máx. 1420 variable

Acabados / Finishes

Color / Colour: Aluminio / Aluminium

Material: Aluminio Sólido / Solid aluminium



Transformador electrónico incorporado /
Electronic transformer included



2784/1



2784/1

1 X MAX 35W 12 V MR16



Medidas: ↔ 100 ↑ 1500 ↳

Acabados / Finishes

Color / Colour: Cromo / Chrome

Material: Metal



Transformador electrónico incorporado /
Electronic transformer included

LÁMPARAS DE PIE Y SOBREMESA
FLOOR & TABLE LAMPS







07/ORGANZA



07/ORGANZA

1 X MAX 100W E27 

1 X MAX 30W E27 

Medidas: ↔ 60 Variable ↑ 172 máx. → 143 min.

Acabados / Finishes

Color / Colour:

Material: Aluminio / Aluminium


Pantalla / Shade: Organza




07/PERGAMINO



07/PERGAMINO

1 X MAX 100W E27 

1 X MAX 30W E27 

Medidas: ↔ 60 Variable ↑ 172 máx. → 143 min.

Acabados / Finishes


Color / Colour:

Material: Aluminio / Aluminium

Pantalla / Shade: Pergamino / Parchment



LD5-1602A LD5-1612P



LD5-1602A

2 X MAX 28W 220-230 V 50Hz T5 

Medidas: ↔ 300 ↑ 1890 ↳ 250

Acabados / Finishes

Color / Colour: Gris Plata / Silver Grey

Material:

Caja Aluminio, Difusor PMMA, tapa final ignífuga de ABS /

Aluminium Housing, PMMA Diffuser, fire-retardant

ABS end cap



Reactancia electrónica incorporada / Built in electronic ballast

Tubos T5 no incluidos / T5 tubes not included

LD5-1612P

2 X MAX 28W 220-230 V 50Hz T5 

Medidas: ↔ 300 ↑ 1588 ↳ 250

Acabados / Finishes

Color / Colour: Blanco, Base Plata / White, Silver Base

Material: Caja Aluminio, Difusor PMMA,

tapa final ignífuga de ABS / Aluminium Housing,


PMMA Diffuser, fire-retardant ABS end cap



Reactancia electrónica incorporada / Built in electronic ballast

Tubos T5 no incluidos / T5 tubes not included

LD6-1602A LD5-1612H



LD6-1602A

2 X MAX 35W 220-240 V 50 Hz / 60 Hz T5 

Medidas: ↔ 280 ↑ 1641 ↳ 220

Acabados / Finishes

Color / Colour: Gris Plata / Silver Grey

Material: Aluminio / Aluminium

Difusor / Diffuser: PMMA



Balasto Electrónico / Electronic Ballast

Tubos T5 no incluidos / T5 tubes not included

LD5-1612H

2 X MAX 28W 220-230 V 50Hz T5 

Medidas: ↔ 300 ↑ 1608 ↳ 250

Acabados / Finishes

Color / Colour: Gris Plata / Silver Grey

Material:

Caja Aluminio, Difusor PMMA / Aluminium Housing,

PMMA Diffuser



Reactancia electrónica incorporada / Built in electronic ballast

Tubos T5 no incluidos / T5 tubes not included

TLR1



TLR2



TLR1 / TLR2

4 X 0,06 W LEDS MAX 0,24 W



Medidas: ↔ 107 ↑ 136

Acabados / Finishes

Color / Colour: TLR1 Plata / Silver

TLR2 Nogal / Walnut

Material: Cristal, ABS / Glass, ABS


**SOBREMESA SIN CABLE RECARGABLE
INFORMACIÓN TÉCNICA TLR/ TLR2**

Horas de duración:

Intensidad baja 35 horas

Intensidad alta 15 horas

Batería ecológica recargable NI-MH entre 500 y 1000 recargas (800mAH)

Duración de la recarga: junto con un cargador adicional, 4-5 horas.

Tipo de lámpara: 4 Leds (0,06 W x 4)

**CORDLESS RECHARGEABLE TABLE LAMP
TECHNICAL DATA**

Operation hour:

Low luminance 35 hours

High luminance 15 hours

Battery pack: environment - friendly memoryless NI-MH rechargeable battery with recharging lifetime: 500-1000 times (800mAH)

Recharging hour: with a counter-part charger, recharging 4-5 hours each time.

Lamp type: 4 Leds (0,06W x 4)

TLC1



TLC1

6 X 0,06 W LEDS MAX 0,36 W



Medidas: ↔ 100 ↑ 145

Acabados / Finishes

Material: Cristal / Glass


**SOBREMESA SIN CABLE RECARGABLE
INFORMACIÓN TÉCNICA**

Horas de duración:

Intensidad baja 80 horas

Intensidad media 60 horas

Intensidad alta 40 horas

Batería ecológica recargable NI-MH entre 500 y 1000 recargas (1800mAH)

Duración de la recarga: junto con un cargador adicional, 4-5 horas.

Tipo de lámpara: 6 Leds (0,06 W x 6)

**CORDLESS RECHARGEABLE TABLE LAMP
TECHNICAL DATA**

Operation hour:

Low luminance 80 hours

Medium luminance 60 hours

High luminance 40 hours

Battery pack: environment- friendly memoryless NI-MH rechargeable battery with recharging lifetime: 500-1000 times (800mAH)

Recharging hour: with a counter-part charger, recharging 4-5 hours each time.

Lamp type: 6 Leds (0,06W x 6)



TLS1



TLD1



TLS1 / TLD1

Ref. TLS1

6 X 0,06 W LEDS MAX 0,36 W 

Medidas: ↔ 100 ↕ 150

Ref. TLD1

6 X 0,06 W LEDS MAX 0,36 W 

Medidas: ↔ 120 ↕ 185

Acabados / Finishes

Material: Cristal / Glass



INFORMACIÓN TÉCNICA

Horas de duración:
 Intensidad baja 80 horas
 Intensidad media 60 horas
 Intensidad alta 40 horas
 Batería ecológica recargable NI-MH entre 500 y 1000 recargas (1800mAH)
 Duración de la recarga: junto con un cargador adicional, 4-5 horas.
 Tipo de lámpara: 6 Leds (0,06 W x 6)

TECHNICAL DATA

Operation hour:
 Low luminance 80 hours
 Medium luminance 60 hours
 High luminance 40 hours
 Battery pack: environment- friendly memoryless NI-MH rechargeable battery with recharging lifetime: 500-1000 times (800mAH)
 Recharging hour: with a counter-part charger, recharging 4-5 hours each time.
 Lamp type: 6 Leds (0,06W x 6)

TLR1 / TLR2 / TLC1 / TLS1 / TLD1

LÁMPARAS SOBREMESA SIN CABLES

La lámpara de sobremesa sin cable utiliza una batería recargable como suministro de energía. Ésta, al ser portátil, es adecuada para utilizar tanto como luz interior como para dar ambiente al oscurecer. Gracias al voltaje extremadamente bajo de su batería, su uso es mucho más seguro que el de una vela, además de no sucumbir al viento. La intensidad luminosa es ajustable por medio del DIM, la llave de ajuste en la parte baja de la lámpara. Los diferentes grados de intensidad luminosa son: Baja - Alta - Apagado

CORDLESS RECHARGEABLE TABLE LAMP

Cordless table lamp adopts rechargeable battery pack as the power supply. Which, the portable character, is suitable to be used as an interior lighting or as the lasting lighting in the evening. Thanks to the extra-low voltage battery power, the lamp is operated more safely than candle does and is against wind blow. The lamp is dimmable by DIM, wich is the dimmable key under the bottom. The dimming grades is cycle as follows by users based on necessities Low Luminance - High Luminance - Off



Interruptor
 Encendido / Apagado
 + ajuste intensidad luminosa
Touch Switch
 On /Off + Dimming



Cargando
 Tiempo de recarga 4-5 horas
Charging
 Charging time 4-5 hours



COLECCIÓN METACRILATO, POLIETILENO
Y POLICARBONATO
METHACRYLATE, POLYETHYLENE AND
POLYCARBONATE COLLECTION



3058/COL/BOLA



3058/BOLA



3058/COL/BOLA/65, 3058/COL/BOLA/55, 3058/COL/BOLA/50, 3058/COL/BOLA/40, 3058/COL/BOLA/30

Ref. 3058/COL/BOLA/65

Medidas: ø 65 cm

Ref. 3058/COL/BOLA/55

Medidas: ø 55 cm

Ref. 3058/COL/BOLA/50

Medidas: ø 50 cm

Ref. 3058/COL/BOLA/40

Medidas: ø 40 cm

Ref. 3058/COL/BOLA/30

Medidas: ø 30 cm

1 X MAX 100W E27 

1 X MAX 30W Fluorescent E27 

Acabados / Finishes

Color / Colour:

Material: Polietileno / Polyethylene



3058/65 BOLA, 3058/55 BOLA, 3058/50 BOLA, 3058/40 BOLA, 3058/30 BOLA

Ref. 3058/65 BOLA

Medidas: ø 65 cm

Ref. 3058/55 BOLA

Medidas: ø 55 cm

Ref. 3058/50 BOLA

Medidas: ø 50 cm

Ref. 3058/40 BOLA

Medidas: ø 40 cm

1 X MAX 100W E27 

1 X MAX 30W Fluorescent E27 

Ref. 3058/30 BOLA

Medidas: ø 30 cm

1 X MAX 60W E27 

1 X MAX 30W Fluorescent E27 

Acabados / Finishes

Color / Colour:

Material: Polietileno / Polyethylene



Bola de suelo o techo / Floor and ceiling lamp globe

3055/46/COL
3055/37/COL



3055/46
3055/37



3055/46/COL 3055/37/COL

Ref. 3055/46/COL

1 X MAX 100W E27



1 X MAX 30W Fluorescent E27



Medidas: ↔ 46 cm ↓ 46 cm

Ref. 3055/37/COL

1 X MAX 100W E27



1 X MAX 30W E27



Medidas: ↔ 37 cm ↓ 37 cm

Acabados / Finishes

Material: Polietileno / Polyethylene



3055/46 3055/37

Ref. 3055/46

1 X MAX 100W E27



1 X MAX 30W Fluorescent E27



Medidas: ↔ 46 cm ↓ 46 cm

Ref. 3055/37

1 X MAX 100W E27



1 X MAX 30W Fluorescent E27



Medidas: ↔ 37 cm ↓ 37 cm

Acabados / Finishes

Material: Polietileno / Polyethylene



3106/46/COL
3106/37/COL



3106/46
3106/37



3106/46/COL 3106/37/COL

Ref. 3106/46/COL

1 X MAX 100W Globe Anillo E27



Medidas: ↔ 46 cm ↓ 46 cm

Ref. 3106/37/COL

1 X MAX 100W Globe Anillo E27



Medidas: ↔ 37 cm ↓ 37 cm

Acabados / Finishes

Material: PC Policarbonato / PC Polycarbonate

Transparente / Clear



3106/46 3106/37

Ref. 3106/46

1 X MAX 100W Globe Anillo E27



Medidas: ↔ 46 cm ↓ 46 cm

Ref. 3106/37

1 X MAX 100W Globe Anillo E27



Medidas: ↔ 37 cm ↓ 37 cm

Acabados / Finishes

Material: PC Policarbonato / PC Polycarbonate

Transparente / Clear



3104/50
3104/40



3105/50
3105/40



3104/50 3104/40

Ref. 3104/50

1 X MAX 100W Globe Anillo E27



Medidas: Ø 50 cm

Ref. 3104/40

1 X MAX 100W Globe Anillo E27



Medidas: Ø 40 cm

Acabados / Finishes

Material: PC Policarbonato / PC Polycarbonate

Transparente / Clear



3105/50 3105/40

Ref. 3105/50

1 X MAX 100W Globe Anillo E27



Medidas: Ø 50 cm

Ref. 3105/40

1 X MAX 100W Globe Anillo E27



Medidas: Ø 40 cm

Acabados / Finishes

Material: PC Policarbonato / PC Polycarbonate

Transparente / Clear



3100



3101



3100

1 X MAX 100W Globe clara E27 

Medidas: Ø 50 cm

Acabados / Finishes

Color / Colour: Cromo / Chrome

Material: PC Policarbonato / PC Polycarbonate

Espejo - Transparente / Mirror Transparent



3101

1 X MAX 100W Globe Reflector E27 

Medidas: Ø 50 cm

Acabados / Finishes

Color / Colour: Cromo / Chrome

Material: PC Policarbonato / PC Polycarbonate

Espejo - Transparente / Mirror - Transparent



07/3103



07/3103

1 X MAX 100W Globe clara E27 

Medidas: ↔ 50 variable max 175 cm

Acabados / Finishes

Color / Colour:

Material: PC Policarbonato / PC Polycarbonate

Espejo - Transparente / Mirror -Transparent


Aluminio / Aluminium



3102



3102

1 X MAX 100W E27 

Medidas: ↔ 50 ↓ 70

Acabados / Finishes

Color / Colour:

Material: PC Policarbonato / PC Polycarbonate

Espejo - Transparente / Mirror - Transparent

Base Metacrilato Negro / Black base Methacrylate



3053/MALETA



3053/MALETA

1 X MAX 100W E27 

1 X MAX 30W Fluorescent E27 

Medidas: ↔ 60 cm ↑↓ 45 cm ↳ 15 cm

Acabados / Finishes

© Copyright **Ineslam** - Design: ACS


Material: Metacrilato Opal / Opal Methacrylate



3052/SACO



3052/SACO

1 X MAX 100W E27 

1 X MAX 30W Fluorescent E27 

Medidas: ↔ 46 cm ↑↓ 70 cm ↳ 40 cm

Acabados / Finishes

© Copyright **Ineslam** - Design: ACS

Color / Colour:

Material: Metacrilato Opal / Opal Methacrylate



COL/2607/742530/40



COL/2607/742530/45



COL/2607/742530/40

1 X MAX 100 W E27



1 X MAX 45 W E-27 Compact Fluorescent



Medidas: ↔ 500 ↓ 700

Acabados / Finishes

Color Montura / Colour Chassis

PC Blanco Mate / Matt White PC Polycarbonate

PC Plata / Silver PC Polycarbonate

PC Naranja / Orange PC Polycarbonate

Material: PMMA / Polymethyl - Methacrylate

Blanco Mate Lacado / Matt White Lacquered



COL/2607/742530/45

1 X MAX 100 W E27



1 X MAX 45 W E-27 Compact Fluorescent



Medidas: ↔ 500 ↓ 700

Acabados / Finishes

Color Montura / Colour Chassis

PC Blanco Mate / Matt White PC Polycarbonate

PC Plata / Silver PC Polycarbonate

PC Naranja / Orange PC Polycarbonate

Material: PMMA / Polymethyl - Methacrylate

Transparente / Clear





COL/2607/742531/40



COL/2607/742531/45



COL/2607/742531/40

1 X MAX 100 W E27



1 X MAX 45 W E-27 Compact Fluorescent



Medidas: ↔ 400 ↕ 630

Acabados / Finishes

Color Montura / Colour Chassis

PC Blanco Mate / Matt White PC Polycarbonate

PC Plata / Silver PC Polycarbonate

PC Naranja / Orange PC Polycarbonate

Material: PMMA / Polymethyl - Methacrylate

Blanco Mate Lacado / Matt White Lacquered



COL/2607/742531/45

1 X MAX 100 W E27



1 X MAX 45 W E-27 Compact Fluorescent



Medidas: ↔ 400 ↕ 630

Acabados / Finishes

Color Montura / Colour Chassis

PC Blanco Mate / Matt White PC Polycarbonate

PC Plata / Silver PC Polycarbonate

PC Naranja / Orange PC Polycarbonate

Material: PMMA / Polymethyl - Methacrylate

Transparente / Clear



COL/2607/742529/40



COL/2607/742529/45



COL/2607/742529/40

1 X MAX 100 W E27



1 X MAX 45 W E-27 Compact Fluorescent



Medidas: ↔ 300 ↓ 730

Acabados / Finishes

Color Montura / Colour Chassis

PC Blanco Mate / Matt White PC Polycarbonate

PC Plata / Silver PC Polycarbonate

PC Naranja / Orange PC Polycarbonate

Material: PMMA / Polymethyl - Methacrylate

Blanco Mate Lacado / Matt White Lacquered



COL/2607/742529/45

1 X MAX 100 W E27



1 X MAX 45 W E-27 Compact Fluorescent



Medidas: ↔ 300 ↓ 730

Acabados / Finishes

Color Montura / Colour Chassis

PC Blanco Mate / Matt White PC Polycarbonate

PC Plata / Silver PC Polycarbonate

PC Naranja / Orange PC Polycarbonate

Material: PMMA / Polymethyl - Methacrylate

Transparente / Clear



COL/2607/742528/40



COL/2607/742528/45



COL/2607/742528/40

1 X MAX 100 W E27



1 X MAX 45 W E-27 Compact Fluorescent



Medidas: ↔ 300 ⇕ 730

Acabados / Finishes

Color Montura / Colour Chassis

PC Blanco Mate / Matt White PC Polycarbonate

PC Plata / Silver PC Polycarbonate

PC Naranja / Orange PC Polycarbonate

Material: PMMA / Polymethyl - Methacrylate

Blanco Mate Lacado / Matt White Lacquered



COL/2607/742528/45

1 X MAX 100 W E27



1 X MAX 45 W E-27 Compact Fluorescent



Medidas: ↔ 300 ⇕ 730

Acabados / Finishes

Color Montura / Colour Chassis

PC Blanco Mate / Matt White PC Polycarbonate

PC Plata / Silver PC Polycarbonate

PC Naranja / Orange PC Polycarbonate

Material: PMMA / Polymethyl - Methacrylat

Transparente / Clear




COL/74400/40 COL/74500/40


COL/74400/45 COL/74500/45



COL/74400/40 COL/74500/40

Ref. COL/74400/40

1 X MAX 100 W E27 

1 X MAX 30 W E-27 Compact Fluorescent 

Medidas: ↔ 400 ↑↓ 450

Ref. COL/74500/40

Medidas: ↔ 500 ↑↓ 550

Acabados / Finishes

Color Montura / Colour Chassis

Blanco Mate / Matt White

Cromo Brillo / Chrome

Material: PMMA / Polymethyl - Methacrylate

Blanco Mate Lacado / Matt White Lacquered



COL/74400/45 COL/74500/45

Ref. COL/74400/45

1 X MAX 100 W E27 

1 X MAX 30 W E-27 Compact Fluorescent 

Medidas: ↔ 400 ↑↓ 450

Ref. COL/74500/45

Medidas: ↔ 500 ↑↓ 550

Acabados / Finishes

Color Montura / Colour Chassis

Blanco Mate / Matt White

Cromo Brillo / Chrome

Material: PMMA / Polymethyl - Methacrylate

Transparente / Clear



COL/742530/40



COL/742530/45



COL/742530/40

1 X MAX 100 W E27



1 X MAX 45 W E-27 Compact Fluorescent



Medidas: ↔ 500 ↓ 550

Acabados / Finishes

Color Montura / Colour Chassis

Blanco Mate / Matt White

Cromo Brillo / Chrome

Material: PMMA / Polymethyl - Methacrylate

Blanco Mate Lacado / Matt White Lacquered



COL/742530/45

1 X MAX 100 W E27



1 X MAX 45 W E-27 Compact Fluorescent



Medidas: ↔ 500 ↓ 550

Acabados / Finishes

Color Montura / Colour Chassis

Blanco Mate / Matt White

Cromo Brillo / Chrome

Material: PMMA / Polymethyl - Methacrylate

Transparente / Clear



COL/742531/40



COL/742531/45



COL/951967/10



COL/742531/40

1 X MAX 100 W E27



1 X MAX 45 W E-27 Compact Fluorescent



Medidas: ↔ 400 ↓ 480

Acabados / Finishes

Color Montura / Colour Chassis

Blanco Mate / Matt White

Cromo Brillo / Chrome

Material: PMMA / Polymethyl - Methacrylate

Blanco Mate Lacado / Matt White Lacquered



COL/742531/45

1 X MAX 100 W E27



1 X MAX 45 W E-27 Compact Fluorescent



Medidas: ↔ 400 ↓ 480

Acabados / Finishes

Color Montura / Colour Chassis

Blanco Mate / Matt White

Cromo Brillo / Chrome

Material: PMMA / Polymethyl - Methacrylate

Transparente / Clear



COL/951967/10

1 X MAX 100 W E27



1 X MAX 45 W E-27 Compact Fluorescent



Medidas: ↔ 530 ↓ 650

Acabados / Finishes

Color Montura / Colour Chassis

Cromo Brillo / Chrome

Blanco Mate / White Matt

Material: PE Polietileno / PE Polyethylen Opal



COL/742529/40



COL/742529/45



COL/742528/40



COL/742528/45



COL/742529/40

1 X MAX 100 W E27



1 X MAX 45 W E-27 Compact Fluorescent



Medidas: ↔ 300 ↑ 580

Acabados / Finishes

Color Montura / Colour Chassis

Blanco Mate / Matt White

Cromo Brillo / Chrome

Material: PMMA / Polymethyl - Methacrylate

Blanco Mate Lacado / Matt White Lacquered



COL/742529/45

1 X MAX 100 W E27



1 X MAX 45 W E-27 Compact Fluorescent



Medidas: ↔ 300 ↑ 580

Acabados / Finishes

Color Montura / Colour Chassis

Blanco Mate / Matt White

Cromo Brillo / Chrome

Material: PMMA / Polymethyl - Methacrylate

Transparente / Clear



COL/742528/40

1 X MAX 100 W E27



1 X MAX 45 W E-27 Compact Fluorescent



Medidas: ↔ 300 ↑ 580

Acabados / Finishes

Color Montura / Colour Chassis

Blanco Mate / Matt White

Cromo Brillo / Chrome

Material: PMMA / Polymethyl - Methacrylate

Blanco Mate Lacado / Matt White Lacquered



COL/742528/45

1 X MAX 100 W E27



1 X MAX 45 W E-27 Compact Fluorescent



Medidas: ↔ 300 ↑ 580

Acabados / Finishes

Color Montura / Colour Chassis

Blanco Mate / Matt White

Cromo Brillo / Chrome

Material: PMMA / Polymethyl - Methacrylate

Transparente / Clear



COL/73400/05



COL/73500/05



COL/73400/05

1 X MAX 100 W E27 

1 X MAX 30 W E-27 Compact Fluorescent 

Medidas: ↔ 400 ⇕ 450

Acabados / Finishes

Color Montura / Colour Chassis

Cromo Brillo / Chrome

Material: PC Policarbonato / PC Polycarbonate

Cromo - Transparente / Chrome - Clear



COL/73500/05

1 X MAX 100 W E27 

1 X MAX 45 W E-27 Compact Fluorescent 

Medidas: ↔ 500 ⇕ 550

Acabados / Finishes

Color Montura / Colour Chassis

Cromo Brillo / Chrome

Material: Metalizado 30 % Metallized 30 %

PC Policarbonato / PC Polycarbonate Metallized



Efecto transparencia al iluminarse/

Transparent effect when brighting



P/74400/40 P/74500/40



P/74400/45 P/74500/45



P/74400/40 P/74500/40

Ref. P/74400/40

1 X MAX 100 W E27



1 X MAX 30 W E-27 Compact Fluorescent



Medidas: ↔ 400 ↕ 450

Ref. P/74500/40

1 X MAX 100 W E27



1 X MAX 45 W E-27 Compact Fluorescent



Medidas: ↔ 500 ↕ 550

Acabados / Finishes

Color Montura / Colour Chassis

Blanco Mate / Matt White, Cromo Brillo / Chrome

Material: PMMA / Polymethyl - Methacrylate

Blanco Mate Lacado / Matt White Lacquered



P/74400/45 P/74500/45

Ref. P/74400/45

1 X MAX 100 W E27 Globe Anillo



1 X MAX 30 W E-27 Compact Fluorescent



Medidas: ↔ 400 ↕ 450

Ref. P/74500/45

1 X MAX 100 W E27 Globe Anillo



1 X MAX 45 W E-27 Compact Fluorescent



Medidas: ↔ 500 ↕ 550


Acabados / Finishes

Color Montura / Colour Chassis

Blanco Mate / Matt White, Cromo Brillo / Chrome

Material: PMMA, Polymethyl - Methacrylate

Transparente / Clear



P/742530/40



P/742530/45



P/742530/40

1 X MAX 100 W E27



1 X MAX 45 W E-27 Compact Fluorescent



Medidas: ↔ 500 ↓ 550

Acabados / Finishes

Color Montura / Colour Chassis

Blanco Mate / White Matt

Cromo Brillo / Chrome

Material: PMMA / Polimethyl Methacrylate

Blanco Mate Lacado / Matt White Lacquered



P/742530/45

1 X MAX 100 W E27 Globe Anillo



1 X MAX 45 W E-27 Compact Fluorescent



Medidas: ↔ 500 ↓ 550

Acabados / Finishes

Color Montura / Colour Chassis

Blanco Mate / White Matt

Cromo Brillo / Chrome

Material: PMMA / Polimethyl Methacrylate

Transparente / Clear



P/742529/40



P/742529/40

1 X MAX 100 W E27



1 X MAX 45 W E-27 Compact Fluorescent



Medidas: ↔ 300 ↑↓ 580

Acabados / Finishes

Color Montura / Colour Chassis

Blanco Mate / White Matt

Cromo Brillo / Chrome

Material: PMMA / Polimethyl Methacrylate

Blanco Mate Lacado / Matt White Lacquered



P/742529/45



P/742529/45

1 X MAX 100 W E27



1 X MAX 45 W E-27 Compact Fluorescent



Medidas: ↔ 300 ↑↓ 580

Acabados / Finishes

Color Montura / Colour Chassis

Blanco Mate / White Matt

Cromo Brillo / Chrome

Material: PMMA / Polimethyl Methacrylate

Transparente / Clear



P/742528/40



P/742528/40

1 X MAX 100 W E27



1 X MAX 45 W E-27 Compact Fluorescent



Medidas: ↔ 300 ↑↓ 580

Acabados / Finishes

Color Montura / Colour Chassis

Blanco Mate / White Matt

Cromo Brillo / Chrome

Material: PMMA / Polimethyl Methacrylate

Blanco Mate Lacado / Matt White Lacquered



P/742528/45



P/742528/45

1 X MAX 100 W E27



1 X MAX 45 W E-27 Compact Fluorescent



Medidas: ↔ 300 ↑↓ 580

Acabados / Finishes

Color Montura / Colour Chassis

Blanco Mate / White Matt

Cromo Brillo / Chrome

Material: PMMA / Polimethyl Methacrylate

Transparente / Clear



P/742531/40



P/742531/45



P/951967/10



P/31655/05



P/742531/40

1 X MAX 100 W E27



1 X MAX 45 W E-27 Compact Fluorescent



Medidas: ↔ 400 ↓ 480

Acabados / Finishes

Color Montura / Colour Chassis

Blanco Mate / White Matt

Cromo Brillo / Chrome

Material: PMMA / Polimethyl Methacrylate

Blanco Mate Lacado / Matt White Lacquered



P/742531/45

1 X MAX 100 W E27 Globe Anillo



1 X MAX 45 W E-27 Compact Fluorescent



Medidas: ↔ 400 ↓ 480

Acabados / Finishes

Color Montura / Colour Chassis

Blanco Mate / White Matt

Cromo Brillo / Chrome

Material: PMMA / Polimethyl Methacrylate

Transparente / Clear



P/951967/10

1 X MAX 100 W E27



1 X MAX 45 W E-27 Compact Fluorescent



Medidas: ↔ 530 ↓ 650

Acabados / Finishes

Color Montura / Colour Chassis

Cromo Brillo / Chrome

Blanco Mate / White Matt

Material: PE Poliethyleno / PE Polyethylen Opal



P/31655/05

3 X MAX 25 W G-9 Halogen



Medidas: ↔ 460 ↓ 500

Acabados / Finishes

Color Montura / Colour Chassis

Niquel Satinado / Brushed Nickel

Material: PC Policarbonato / PC Polycarbonate



P/73400/05



P/73400/05

1 X MAX 100 W E27 Globe Anillo 

1 X MAX 30 W E-27 Compact Fluorescent 

Medidas: ↔ 400 ↑ 450

Acabados / Finishes

Color Montura / Colour Chassis

Cromo Brillo / Chrome

Material: PC Policarbonato / PC Polycarbonate

Cromo -Transparente / Chrome - Clear



P/73500/05



P/73500/05

1 X MAX 100 W E27 

1 X MAX 45 W E-27 Compact Fluorescent 

Medidas: ↔ 500 ↑ 550

Acabados / Finishes

Color Montura / Colour Chassis

Cromo Brillo / Chrome

Material: Metalizado 30 % Metallized /

30 % PC Polycarbonate Metallized



Efecto transparencia al iluminarse/

Transparent effect when brighting



COLECCIÓN APLIQUES INTERIOR
INDOOR WALL LAMPS COLLECTION



G89/1



G89/1

1 X MAX 40W 240V G9



1 x 7W 230V G9 Compact Fluorescent



Medidas: ↔ 90 ↑ 60 ↳ 120

Acabados / Finishes

Color / Colour: Aluminio / Aluminium

Material: Aluminio / Aluminium

Color Cristal / Glass Colour: Mate / Frost



Luz directa e indirecta / Direct and indirect light

G89/2



G89/2

2 X MAX 40W 240V G9



2 x 7W 230V G9 Compact Fluorescent



Medidas: ↔ 230 ↑ 60 ↳ 120

Acabados / Finishes

Color / Colour: Aluminio / Aluminium

Material: Aluminio / Aluminium

Color Cristal / Glass Colour: Mate / Frost



Luz directa e indirecta / Direct and indirect light

G89/3



G89/3

3 X MAX 40W 240V G9



3 x 7W 230V G9 Compact Fluorescent



Medidas: ↔ 345 ↑ 60 ↳ 120

Acabados / Finishes

Color / Colour: Aluminio / Aluminium

Material: Aluminio / Aluminium

Color Cristal / Glass Colour: Mate / Frost




Luz directa e indirecta / Direct and indirect light



G78

G78/2

G78/3



INTERIOR WALL LAMPS

APLIQUES INTERIOR

G78

1 X MAX 40W 240V G9



1 x 7W 230V G9 Compact Fluorescent



Medidas: ↔ 110 ↑ 50 ↳ 55

Acabados / Finishes

Color / Colour: Aluminio / Aluminium

Material: Aluminio / Aluminium

Color Cristal / Glass Colour: Mate / Matt



Luz directa e indirecta / Direct and indirect light

G78/2

2 X MAX 40W 240V G9



2 x 7W 230V G9 Compact Fluorescent



Medidas: ↔ 220 ↑ 50 ↳ 75

Acabados / Finishes

Color / Colour: Aluminio / Aluminium

Material: Aluminio / Aluminium

Color Cristal / Glass Colour: Mate / Matt



Luz directa e indirecta / Direct and indirect light

G78/3

3 X MAX 40W 240V G9



3 x 7W 230V G9 Compact Fluorescent



Medidas: ↔ 330 ↑ 50 ↳ 75

Acabados / Finishes

Color / Colour: Aluminio / Aluminium

Material: Aluminio / Aluminium

Color Cristal / Glass Colour: Mate / Matt




Luz directa e indirecta / Direct and indirect light




BOK.69A



BOK.69B



BOK.69C



BOK.38A

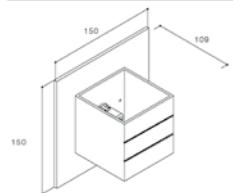


BOK.69A

1 X MAX 60W 1 X G9



Medidas: ↔ 150 ↑ 150 ⇨ 109




Acabados / Finishes

Color / Colour: Aluminio / Aluminium

Material: Aluminio Macizo / Solid Aluminium

Color Cristal / Glass Colour: Mate / Frost



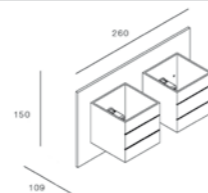
Luz directa e indirecta / Direct and indirect light

BOK.69B

2 X MAX 60W G9



Medidas: ↔ 260 ↑ 150 ⇨ 109




Acabados / Finishes

Color / Colour: Aluminio / Aluminium

Material: Aluminio Macizo / Solid Aluminium

Color Cristal / Glass Colour: Mate / Frost



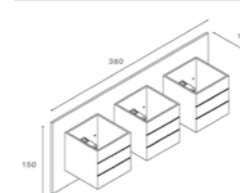
Luz directa e indirecta / Direct and indirect light

BOK.69C

3 X MAX 60W G9



Medidas: ↔ 380 ↑ 150 ⇨ 109



Acabados / Finishes

Color / Colour: Aluminio / Aluminium

Material: Aluminio Macizo / Solid Aluminium

Color Cristal / Glass Colour: Mate / Frost



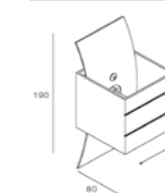
Luz directa e indirecta / Direct and indirect light

BOK.38A

1 X MAX 60W G9



Medidas: ↔ 80 ↑ 190 ⇨ 80



Acabados / Finishes

Color / Colour: Aluminio / Aluminium

Material: Aluminio Macizo / Solid Aluminium


Color Cristal / Glass Colour: Mate / Frost



Luz directa e indirecta / Direct and indirect light

3093/15 3093/25 3093/25/PL 3093/50 3093/50/PL

BOK.99



3093/15 3093/25 3093/25/PL 3093/50 3093/50/PL

Ref. 3093/15 1 X MAX 100W R7S



Medidas: ↔ 150 ↓ 50 ↳ 100

Ref. 3093/25 1 X MAX 150W R7S



Medidas: ↔ 250 ↓ 50 ↳ 100

Ref. 3093/25/PL 1 X MAX 26W G24d-3



Medidas: ↔ 250 ↓ 50 ↳ 120

Ref. 3093/50 2 X MAX 100W R7S



Medidas: ↔ 500 ↓ 50 ↳ 100

Ref. 3093/50/PL 2 X MAX 26W G24d-3



Medidas: ↔ 500 ↓ 50 ↳ 120

Acabados / Finishes

Color / Colour: Aluminio / Aluminium

Material: Aluminio / Aluminium



Incluye reactancia 26 W / Ballast 26 W included

Luz directa e indirecta / Direct and indirect light

BOK.99

1 X MAX 100W R7S



Medidas: ↔ 216 ↓ 92 ↳ 96

Acabados / Finishes

Color / Colour: Aluminio / Aluminium

Material: Aluminio Macizo / Solid Aluminium

Color Cristal / Glass Colour: Mate / Frost



Luz directa e indirecta / Direct and indirect light



B.LED 02



B.LED 02

3 X MAX 0,2 W LED



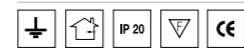
Medidas: ↔ 132 ↑↓ 195 ↳ 44

Acabados / Finishes

Color / Colour: Aluminio / Aluminium

Material:

Aluminio / Aluminium / Metacrilato / Methracrylate



Color Led / Led Colour : Blanco / White

Transformador integrado / Transformer included

BOK.72

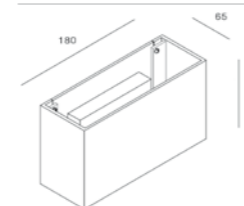


BOK.72

1 X MAX 150W QT-DE-12 R7S



Medidas: ↔ 180 ↑↓ 100 ↳ 65



Acabados / Finishes

Color / Colour: Aluminio / Aluminium

Material: Aluminio Macizo / Solid Aluminium

Aluminio / Aluminium / Metacrilato / Methracrylate




Luz directa e indirecta / Direct and indirect light



BOK.98



G50



G87/L



G88/L



BOK.98

1 X MAX 40W G9 

Medidas: ↔ 80 ↓ 80 ↳ 50

Acabados / Finishes

Color / Colour: Aluminio / Aluminium

Material: Aluminio Macizo / Solid Aluminium



G50

1 X MAX 40W 240V G9 

Medidas: ↔ 160 ↓ 155 ↳ 90

Acabados / Finishes

Color / Colour: Aluminio / Aluminium

Material: Aluminio / Aluminium



G87/L

1 X MAX 40W 240V G9 

1 x 7W 230V G9 Compact Fluorescent 

Medidas: ↔ 110 ↓ 110 ↳ 60

Acabados / Finishes

Color / Colour: Aluminio / Aluminium

Material: Aluminio / Aluminium

Color Cristal / Glass Colour: Mate / Frost



G88/L

1 X MAX 40W 240V G9 

1 x 7W 230V G9 Compact Fluorescent 

Medidas: ↔ 140 ↓ 140 ↳ 60

Acabados / Finishes

Color / Colour: Aluminio / Aluminium

Material: Aluminio / Aluminium

Color Cristal / Glass Colour: Mate / Frost



BOK.62



BOK.63



BOK.08

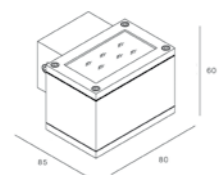


BOK.62

1 X MAX 40W G9



Medidas: ↔ 80 ↓ 60 ↳ 85



Acabados / Finishes

Color / Colour: Aluminio / Aluminium

Material: Aluminio Macizo / Solid Aluminium

Color Cristal / Glass Colour: Mate / Frost



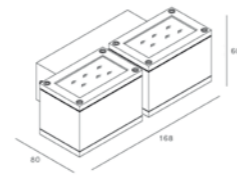
Luz directa e indirecta / Direct and indirect light

BOK.63

2 X MAX 40W G9



Medidas: ↔ 168 ↓ 60 ↳ 80



Acabados / Finishes

Color / Colour: Aluminio / Aluminium

Material: Aluminio Macizo / Solid Aluminium

Color Cristal / Glass Colour: Mate / Frost



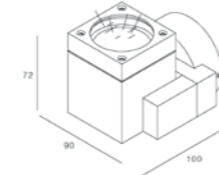
Luz directa e indirecta / Direct and indirect light

BOK.08

1 X MAX 35W GU10



Medidas: ↔ 90 ↓ 72 ↳ 100



Material: Aluminio Macizo / Solid Aluminium

Color / Colour: Aluminio / Aluminium



Basculante / Adjustable



BOK.09



BOK.10

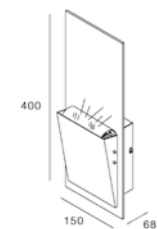


BOK.09

1 X MAX 150W R7S



Medidas: ↔ 150 ↓ 400 ↗ 68



Acabados / Finishes

Color / Colour: Aluminio / Aluminium

Material: Aluminio / Aluminium

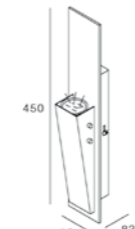


BOK.10

1 X MAX 60W G9




Medidas: ↔ 80 ↓ 450 ↗ 83



Acabados / Finishes

Color / Colour: Aluminio / Aluminium

Material: Aluminio / Aluminium



BOK.11

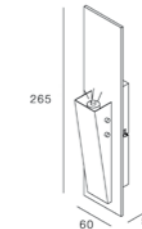


BOK.11

1 X MAX 50W QT-9 12V




Medidas: ↔ 60 ↓ 265 ↗ 58



Acabados / Finishes

Color / Colour: Aluminio / Aluminium

Material: Aluminio / Aluminium



Transformador integrado / Transformer included

BOK.36



BOK.36A



BOK.36

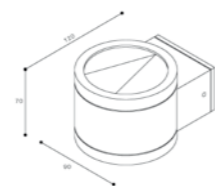
1 X MAX 40W G9



1 x 7W 230V G9 Compact Fluorescent



Medidas: ↔ 90 ↑↓ 70 ↳ 120



Acabados / Finishes

Color / Colour: Aluminio / Aluminium

Material: Aluminio Macizo / Solid Aluminium



Luz directa e indirecta / Direct and indirect light

BOK.36A

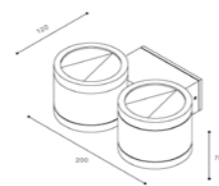
2 X MAX 40W G9



2 x 7W 230V G9 Compact Fluorescent



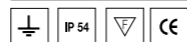
Medidas: ↔ 200 ↑↓ 70 ↳ 120



Acabados / Finishes

Color / Colour: Aluminio / Aluminium

Material: Aluminio Macizo / Solid Aluminium



Luz directa e indirecta / Direct and indirect light

BOK.07

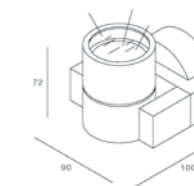


BOK.07

1 X MAX 35W GU10 240V



Medidas: ↔ 90 ↑↓ 72 ↳ 100



Acabados / Finishes

Color / Colour: Aluminio / Aluminium

Material: Aluminio Macizo / Solid Aluminium




Basculante / Adjustable




664/1



664/2



664/3



664/1

1 X MAX 40W 240V G9



Medidas: ↔ 110 ↓ 110 ↳ 125

Acabados / Finishes

Color / Colour: Aluminio Gris / Grey + Aluminium Wire

Material: Aluminio + Hierro / Aluminium + Iron

Color Cristal / Glass Colour: Mate / Matt



Luz directa e indirecta / Direct and indirect light

Giratorio / Rotative

664/2

2 X MAX 40W 240V G9



Medidas: ↔ 240 ↓ 110 ↳ 125

Acabados / Finishes

Color / Colour: Aluminio Gris / Grey + Aluminium Wire

Material: Aluminio + Hierro / Aluminium + Iron

Color Cristal / Glass Colour: Mate / Matt



Luz directa e indirecta / Direct and indirect light

Giratorio / Rotative

664/3

3 X MAX 40W 240V G9



Medidas: ↔ 370 ↓ 110 ↳ 125

Acabados / Finishes

Color / Colour: Aluminio Gris / Grey Aluminium Wire

Material: Aluminio + Hierro / Aluminium + Iron

Color Cristal / Glass Colour: Mate / Frost




Luz directa e indirecta / Direct and indirect light

Giratorio / Rotative




G77



G77/2



G77/3



G77

1 X MAX 40W 240V G9



Medidas: ↔ 145 ↑ 50 ↳ 72,5

Acabados / Finishes

Color / Colour: Aluminio / Aluminium

Material: Aluminio / Aluminium

Color Cristal / Glass Colour: Mate / Frost



Luz directa e indirecta / Direct and indirect light

G77/2

2 X MAX 40W 240V G9



Medidas: ↔ 295 ↑ 50 ↳ 97,5

Acabados / Finishes

Color / Colour: Aluminio / Aluminium

Material: Aluminio / Aluminium

Color Cristal / Glass Colour: Mate / Frost



Luz directa e indirecta / Direct and indirect light

G77/3

3 X MAX 40W 240V G9



Medidas: ↔ 445 ↑ 50 ↳ 97,5

Acabados / Finishes

Color / Colour: Aluminio / Aluminium

Material: Aluminio / Aluminium

Color Cristal / Glass Colour: Mate / Frost



Luz directa e indirecta / Direct and indirect light



BOK.86



BOK.86A

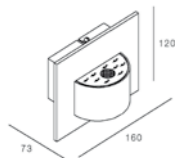


BOK.86

1 X MAX 35W MINI STAR o G4 bi pin 12V




Medidas: ↔ 160 ↓ 120 ↳ 73



Acabados / Finishes

Color / Colour: Aluminio / Aluminium

Material: Aluminio Macizo / Solid Aluminium

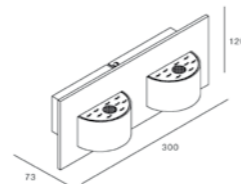


BOK.86A

2 X MAX 35W MINI STAR o G4 bi pin 12V




Medidas: ↔ 300 ↓ 120 ↳ 73



Acabados / Finishes

Color / Colour: Aluminio / Aluminium

Material: Aluminio Macizo / Solid Aluminium

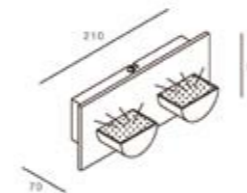


B-STAR.07

2 X MAX 35W MINI STAR o G4 bi pin 12V




Medidas: ↔ 210 ↓ 90 ↳ 70



Acabados / Finishes

Color / Colour: Aluminio / Aluminium

Material: Aluminio Macizo / Solid Aluminium

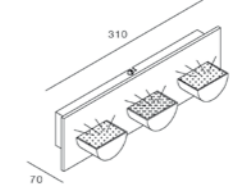


B-STAR.08

3 X MAX 35W MINI STAR o G4 bi pin 12V




Medidas: ↔ 310 ↓ 90 ↳ 70




Acabados / Finishes

Color / Colour: Aluminio / Aluminium

Material: Aluminio Macizo / Solid Aluminium



B-STAR.07



B-STAR.08



BOK.41



BOK.40

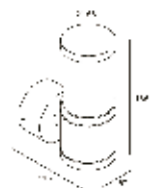


BOK.41

1 X MAX 40W C35 E-14



Medidas: ↔ 67 ↓ 166 ↳ 115 ø 66

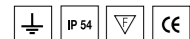


Acabados / Finishes

Color / Colour: Aluminio / Aluminium

Material: Aluminio Macizo / Solid Aluminium

Color Cristal / Glass Colour: Mate / Frost



BOK.40

2 X MAX 40W C35 E-14



Medidas: ↔ 215 ↓ 166 ↳ 76 ø 66

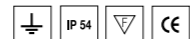


Acabados / Finishes

Color / Colour: Aluminio / Aluminium

Material: Aluminio Macizo / Solid Aluminium

Color Cristal / Glass Colour: Mate / Frost






BLK.40



BLK.40A



BLK.40


1 X MAX 13 W 220-240 V 50-60Hz GX53 

Medidas: ↔ 96 ↑↓ 70 ↳ 118

Acabados / Finishes

Color / Colour: Aluminio / Aluminium

Material: Aluminio / Aluminium



Bombilla no incluida / Bulb not included

BLK.40A


2 X MAX 13 W 220-240 V 50-60Hz GX53 

Medidas: ↔ 96 ↑↓ 134 ↳ 118

Acabados / Finishes

Color / Colour: Aluminio / Aluminium

Material: Aluminio Macizo / Solid Aluminium



Bombilla no incluida / Bulb not included

G4471/2



G14722/2



G4471/2

2 X MAX 50W PAR20 E27 

Medidas: ↔ 90 ↕ 255 ↳ 155

Acabados / Finishes

Color / Colour: Aluminio / Aluminium

Material: Aluminio / Aluminium

Color Cristal / Glass Colour: Transparente / Clear Glass



Luz directa e indirecta / Direct and indirect light

G14722/2

2 X MAX 75W PAR30 E27 


Medidas: ↔ 108 ↕ 315 ↳ 170

Acabados / Finishes

Color / Colour: Aluminio / Aluminium

Material: Aluminio / Aluminium

Color Cristal / Glass Colour: Transparente / Clear Glass



Luz directa e indirecta / Direct and indirect light




LWE-110P



LWE-112P



LWE-113P



LWE-110P

1 X MAX 1 W LED 350 MA



Medidas: ↔ 75 ↓ 75 ↳ 30

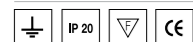
Acabados / Finishes

Color / Colour: Aluminio / Aluminium

Material: Aluminio / Aluminium

Color LED / LED Colour :

Blanco Cálido 3000° / White Warm 3000°



Driver incluido / Driver included

LWE-112P

2 X MAX 1 W LED 350 MA



Medidas: ↔ 140 ↓ 75 ↳ 30

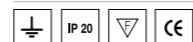
Acabados / Finishes

Color / Colour: Aluminio / Aluminium

Material: Aluminio / Aluminium

Color LED / LED Colour :

Blanco Cálido 3000° / White Warm 3000°



Driver incluido / Driver included

LWE-113P

3 X MAX 1 W LED 350 MA



Medidas: ↔ 210 ↓ 75 ↳ 30


Acabados / Finishes

Color / Colour: Aluminio / Aluminium

Material: Aluminio / Aluminium

Color LED / LED Colour:

Blanco Cálido 3000° / White Warm 3000°



Driver incluido / Driver included



3557/1 + (736 + 738)



3557/1 + (736 + 738)

1 X MAX 100W R7S



Medidas: ↔ 42 ↓ 12,5 ↳ 10

Acabados / Finishes

Color / Colour: Niquel Satinado / Satin Nickel

Material: Acero + Cristal / Steel + Glass



Bombilla no incluida / Bulb not included

Luz directa e indirecta / Direct and indirect light

3556/2 + 732



3556/2 + 732

2 X 36W 2G11



Medidas: ↔ 46,5 ↓ 7 ↳ 17

Acabados / Finishes

Color / Colour: Niquel Satinado / Satin Nickel

Material: Acero + Vidrio / Steel + Glass



Bombilla no incluida / Bulb not included

Luz directa e indirecta / Direct and indirect light

3557/1 + (733 + 735)



3557/1 + (733 + 735)

1 X MAX 36W 2G11



Medidas: ↔ 68 ↓ 12,5 ↳ 10

Acabados / Finishes

Color / Colour: Niquel Satinado / Satin Nickel

Material: Acero + Cristal / Steel + Glass



Bombilla no incluida / Bulb not included


Luz directa e indirecta / Direct and indirect light



PH4W-78



PH4W-81

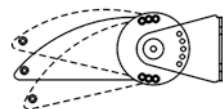


PH4W-78

2 X MAX 36W PL 2G11 220-240 V 50-60Hz



Medidas: ↔ 540 ↓ 80 ↳ 230



Acabados / Finishes

Color / Colour: Aluminio, Negro / Aluminium, Black

Material:

Aleación de Aluminio, ABS / Aluminium Alloy, ABS



Tubos PL no incluidos / PL tubes not included
Luz directa e indirecta / Direct and indirect light

PH4W-81

2 X MAX 14W T5 220-240 V 50-60Hz



Medidas: ↔ 600 ↓ 120 ↳ 240

Acabados / Finishes

Color / Colour: Aluminio / Aluminium

Material:

Aleación de Aluminio, PMMA, ABS /

Aluminium Alloy, PMMA, ABS



Tubos T5 no incluidos / T5 tubes not included
Luz directa e indirecta / Direct and indirect light



BOK.23



BOK.23A



BOK.58



BOK.59



BOK.23

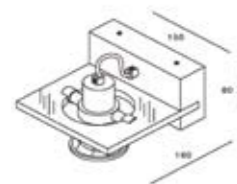
1 X MAX 50W GU10 240V



1 x 11W GU10 240V Compact Fluorescent



Medidas: ↔ 150 ↑ 80 ↳ 160




Acabados / Finishes

Color / Colour: Aluminio / Aluminium

Material: Aluminio Macizo / Solid Aluminium

Color Cristal / Glass Colour: Transparente / Clear



Giratorio y basculante / Rotative and adjustable

BOK.23A

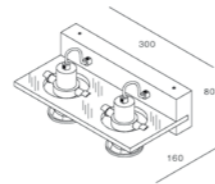
2 X MAX 50W GU10 240V



2 x 11W GU10 240V Compact Fluorescent



Medidas: ↔ 300 ↑ 80 ↳ 160




Acabados / Finishes

Color / Colour: Aluminio / Aluminium

Material: Aluminio Macizo / Solid Aluminium

Color Cristal / Glass Colour: Transparente / Clear



Giratorio y basculante / Rotative and adjustable

BOK.58

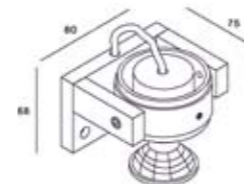
1 X MAX 50W GU10 240V



1 x 11W GU10 240V Compact Fluorescent




Medidas: ↔ 80 ↑ 68 ↳ 75



Acabados / Finishes

Color / Colour: Aluminio / Aluminium

Material: Aluminio Macizo / Solid Aluminium



Giratorio y basculante / Rotative and adjustable

BOK.59

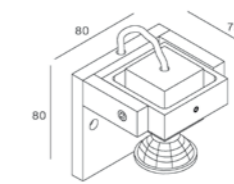
1 X MAX 50W GU10 240V



1 x 11W GU10 240V Compact Fluorescent



Medidas: ↔ 80 ↑ 80 ↳ 75



Acabados / Finishes

Color / Colour: Aluminio / Aluminium

Material: Aluminio Macizo / Solid Aluminium



Giratorio y basculante / Rotative and adjustable

TADOL.1



TADOL.2



TADOL.3

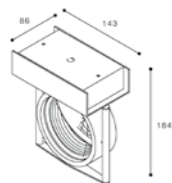


TADOL.1

1 X MAX 50W QR111



Medidas: ↔ 143 ↑ 184 ↳ 86



Acabados / Finishes

Color / Colour: Aluminio / Aluminium

Material: Aluminio / Aluminium



Giratorio y basculante / Rotative and adjustable

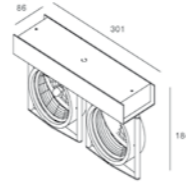
Transformador electrónico incorporado y bombillas QR111 incluidas / Electronic transformer and QR111 bulb included

TADOL.2

2 X MAX 50W QR111




Medidas: ↔ 301 ↑ 184 ↳ 86



Acabados / Finishes

Color / Colour: Aluminio / Aluminium

Material: Aluminio / Aluminium



Giratorio y basculante / Rotative and adjustable

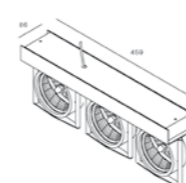
Transformador electrónico incorporado y bombillas QR111 incluidas / Electronic transformer and QR111 bulb included

TADOL.3

3 X MAX 50W QR111



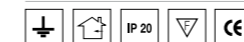
Medidas: ↔ 459 ↑ 184 ↳ 86



Acabados / Finishes

Color / Colour: Aluminio / Aluminium

Material: Aluminio / Aluminium



Giratorio y basculante / Rotative and adjustable

Transformador electrónico incorporado y bombillas QR111 incluidas / Electronic transformer and QR111 bulb included



TOMAC.1



TOMAC.2



TOMAC.3



TOMAC.1

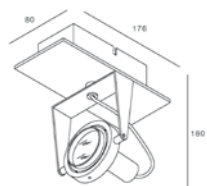
1 x 50W 240V GU10



1 X 11W 240V GU10 Compact Fluorescent



Medidas: ↔ 176 ↑ 80 ↳ 180



Acabados / Finishes

Color / Colour: Aluminio / Aluminium

Material: Aluminio / Aluminium



Giratorio y basculante / Rotative and adjustable

TOMAC.2

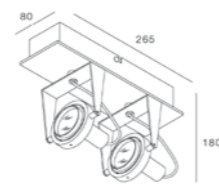
2 x 50W 240V GU10



2 X 11W 240V GU10 Compact Fluorescent




Medidas: ↔ 265 ↑ 80 ↳ 180



Acabados / Finishes

Color / Colour: Aluminio / Aluminium

Material: Aluminio / Aluminium



Giratorio y basculante / Rotative and adjustable

TOMAC.3

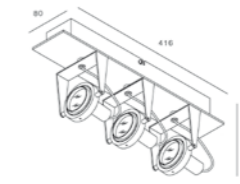
3 x 50W 240V GU10



3 X 11W 240V GU10 Compact Fluorescent



Medidas: ↔ 416 ↑ 80 ↳ 180




Acabados / Finishes

Color / Colour: Aluminio / Aluminium

Material: Aluminio / Aluminium



Giratorio y basculante / Rotative and adjustable



EGRET.06



EGRET.07

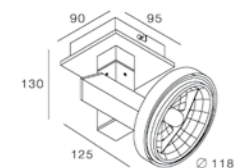


EGRET.06

1 X MAX 50W QR111




Medidas: ↔ 95 ↑ 90 ↳ 130 ∅ 118



Acabados / Finishes

Color / Colour: Aluminio / Aluminium

Material: Aluminio / Aluminium



Giratorio y orientable / Rotative and adjustable

Transformador incluido / Electronic Transformer included

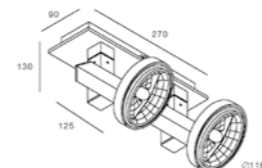
Bombillas no incluidas / Bulb not included

EGRET.07

2 X MAX 50W QR111




Medidas: ↔ 270 ↑ 90 ↳ 130 ∅ 118



Acabados / Finishes

Color / Colour: Aluminio / Aluminium

Material: Aluminio / Aluminium



Giratorio y orientable / Rotative and adjustable

Transformador incluido / Electronic Transformer included

Bombillas no incluidas / Bulb not included



C803



C803

1 X MAX 50W GU10 240V 

1 x 11W GU10 240V Compact Fluorescent 

Medidas: ↔ 90 ↕ 180 ↳ 125

Acabados / Finishes

Color / Colour: Aluminio / Aluminium

Material: Aluminio / Aluminium



Giratorio y orientable / Rotative and adjustable

SLC4901 H



SLC4901 H

1 X MAX 1 W Power LED 

Medidas: ↔ 100 ø 32

Acabados / Finishes

Color / Colour: Aluminio / Aluminium

Material: Aluminio / Aluminium



Giratorio y orientable / Rotative and adjustable

Led Blanco Cálido 3000° K / White Warm Led 3000° K

Interruptor incluido / Switch included

Driver incluido / Driver included



3531/1 + ZN103



3531/2 + ZN103




3531/3 + ZN103



3531/4 + ZN103



3531/1 + ZN103

1 x 50W 240V GU10 

1 X 11W 240V GU10 Compact Fluorescent 

Medidas: ↔ 12 ↑ 13 ↳ 13

Acabados / Finishes

Color / Colour: Niquel Satinado / Satin Nickel

Material: Acero / Steel



Giratorio y orientable / Rotative and adjustable

3531/2 + ZN103

2 x 50W 240V GU10 

2 X 11W 240V GU10 Compact Fluorescent 

Medidas: ↔ 30 ↑ 13 ↳ 13

Acabados / Finishes

Color / Colour: Niquel Satinado / Satin Nickel

Material: Acero / Steel



Giratorio y orientable / Rotative and adjustable

3531/3 + ZN103

3 x 50W 240V GU10 

3 X 11W 240V GU10 Compact Fluorescent 

Medidas: ↔ 50 ↑ 13 ↳ 13

Acabados / Finishes


Color / Colour: Niquel Satinado / Satin Nickel

Material: Acero / Steel



Giratorio y orientable / Rotative and adjustable

3531/4 + ZN103

4 x 50W 240V GU10 

4 X 11W 240V GU10 Compact Fluorescent 

Medidas: ↔ 70 ↑ 13 ↳ 13

Acabados / Finishes

Color / Colour: Niquel Satinado / Satin Nickel

Material: Acero / Steel



Giratorio y orientable / Rotative and adjustable

FOCOS CARRIL Y GUIAS
TRACKS & SPOTLIGHTS



HTR-1051



HTR-1051

1 X MAX 50W GU10 240V

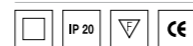


Medidas: ↔ 73 ↓ 195

Acabados / Finishes

Color / Colour: Plata / Silver

Material: Aluminio / Aluminium



Giratoria 356° Orientación 90° /
Turn 356° Tilt 90°

HTR-1052



HTR-1052

2 X MAX 50W GU10 240V

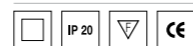


Medidas: ↔ 130 ↓ 195

Acabados / Finishes

Color / Colour: Plata / Silver

Material: Aluminio / Aluminium



Giratoria 356° Orientación 90° /
Turn 356° Tilt 90°

HTE-1051



HTE-1051

3 X MAX 1W 350MA LED



LED LUXEON 3300 K Blanco cálido / Warm White

Driver incluido / Driver included

Medidas: ↔ 100 ↓ 195

Acabados / Finishes

Color / Colour: Plata / Silver

Material: Aluminio / Aluminium



Giratoria 356° Orientación 90° /
Turn 356° Tilt 90°

HTE-1052



HTE-1052

6 X MAX 1W 350MA LED



LED LUXEON 3300 K Blanco cálido / Warm White

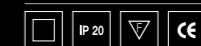
Driver incluido / Driver included

Medidas: ↔ 100 ↓ 195

Acabados / Finishes

Color / Colour: Plata / Silver

Material: Aluminio / Aluminium



Giratoria 356° Orientación 90° /
Turn 356° Tilt 90°

HTR-112



HTR-112

1 X MAX 50W GU10 

Medidas: ↔ 65 ↓ 140

Acabados / Finishes

Color / Colour: Plata / Silver

Material: Aluminio / Aluminium


   

Giratoria 356° Orientación 90° /
Turn 356° Tilt 90°

HTI-116



HTI-116

1 X MAX 70W CDM-T G-12 

Medidas: ↔ 122,5 ↓ 235

Acabados / Finishes

Color / Colour: Plata / Silver

Material: Aluminio / Aluminium

Giratoria 356° Orientación 90° /
Turn 356° Tilt 90°
Balastro 70W incluido / 70W ballast included
Bombilla no incluida / Bulb not included



HTI-1151



HTI-1151

1 X MAX 35W CDM-R111 GX 8,5

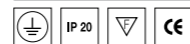


Medidas: ↔ 185 ↓ 250

Acabados / Finishes

Color / Colour: Plata / Silver

Material: Aluminio / Aluminium



Giratoria 356° Orientación 90° / Turn 356° Tilt 90°

Balastro 35W incluido / 35W ballast included

Bombilla no incluida / Bulb not included

HTI-1152



HTI-1152

2 X MAX 35W CDM-R111 GX 8,5

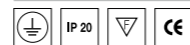


Medidas: ↔ 260 ↓ 250

Acabados / Finishes

Color / Colour: Plata / Silver

Material: Aluminio / Aluminium



Giratoria 356° Orientación 90° / Turn 356° Tilt 90°

Balastro 2 X 35W incluido / 2 X 35W ballast included

Bombilla no incluida / Bulb not included

ACCESORIOS SISTEMA CARRIL / TRACK SYSTEM ACCESSORIES

T-805 (O/I)

Conector / Connector

108 X 18

Color: Plata / Silver



T-803 (O/I)

Adaptador / Adaptor

81 X 32

Color: Plata / Silver



T-807

Conector / Connector

172 X 18

Color: Plata / Silver



T-808

Conector Flexible /

Flexible Junction

242 X 18

Color: Plata / Silver



T-800 (1M, 2M, 3M)

Carril / Track

Color: Plata / Silver

T-800/1M 1Mt

T-800/2M 2Mt

T-800/3M 3Mt

Color: Plata / Silver



T-802 (L/R)

Alimentador / Live End

104 X 18

Material: Plástico / Plastic

Color: Plata / Silver



T-811

Tapa Final / End Cap

36 X 25

Material: Plástico / Plastic

Color: Plata / Silver



T-801

Conector / Connector

65 X 16

Material: Plástico / Plastic

Color: Plata / Silver



T-804

Conector / Connector

172 X 18

Material: Plástico / Plastic

Color: Plata / Silver



T-806 (L/R)

Conector / Connector

172 X 18

Material: Plástico / Plastic

Color: Plata / Silver



Incluye conexión entrada y tapa final /
With live end and end cap

COLECCIÓN EMPOTRABLES
DOWNLIGHTS COLLECTION



QS0.011L



QS0.014L



QS0.016L



QS0.011L

1 X MAX 50W 240V GU10



1 X MAX 50W CBC51 12V



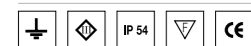
Medidas: ↓ 79

Empotramiento / Recessing: Ø 68

Acabados / Finishes

Color / Colour: Aluminio / Aluminium

Material: Aluminio Macizo / Solid Aluminium



QS0.014L

1 X MAX 50W 240V GU10



1 X MAX 50W CBC51 12V



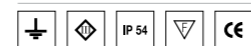
Medidas: ↓ 79

Empotramiento / Recessing: Ø 68

Acabados / Finishes

Color / Colour: Aluminio / Aluminium

Material: Aluminio Macizo / Solid Aluminium



QS0.016L

1 X MAX 50W 240V GU10



1 X MAX 50W CBC51 12V




Medidas: ↓ 79

Empotramiento / Recessing: Ø 68

Acabados / Finishes

Color / Colour: Aluminio / Aluminium

Material: Aluminio Macizo / Solid Aluminium



QS0.221L



QS0.224L



QS0.226L



QS0.221L

1 X MAX 50W 240V GU10 

1 X MAX 50W CBC51 12V 

Medidas: ↔ 79 ↑ 79

Empotramiento / Recessing: Ø 68

Acabados / Finishes

Color / Colour: Aluminio / Aluminium

Material: Aluminio Macizo / Solid Aluminium



QS0.224L

1 X MAX 50W 240V GU10 

1 X MAX 50W CBC51 12V 

Medidas: ↔ 79 ↑ 79

Empotramiento / Recessing: Ø 68

Acabados / Finishes

Color / Colour: Aluminio / Aluminium

Material: Aluminio Macizo / Solid Aluminium



QS0.226L

1 X MAX 50W 240V GU10 

1 X MAX 50W CBC51 12V 

Medidas: ↔ 79 ↑ 79

Empotramiento / Recessing: Ø 68

Acabados / Finishes

Color / Colour: Aluminio / Aluminium


Material: Aluminio Macizo / Solid Aluminium



A803



Q00.02



AHU-290



AHU-290

1 X MAX 50W 240V GU10



1 X MAX 50W 12V MR16



Medidas: ↔ 110 ↑↓ 76

Empotramiento / Recessing: Ø 95

Acabados / Finishes

Color / Colour: Níquel Satinado / Brushed Nickel

Material: Zinc / Zinc Alloy

Material: Aluminio Macizo / Solid Aluminium



Basculante 45° Giratorio 355° / Adjustable 45° Rotative 355°

A803

1 X MAX 50W 240V GU10



Medidas: ↔ 85 ↑↓ 85

Empotramiento / Recessing: Ø 60

Acabados / Finishes

Color / Colour: Aluminio / Aluminium

Material: Aluminio / Aluminium



Q00.02

1 X MAX 50W 12V CBC51



Medidas: ↔ 97,5

Empotramiento / Recessing: Ø 89

Acabados / Finishes

Color / Colour: Aluminio / Aluminium

Material: Aluminio Macizo / Solid Aluminium



Basculante 30° / Adjustable 30°



686



687



TAU280



AHD251/01



686

1 X MAX 50W 12V MR16 1 X MAX 50W GU10 240V 

Medidas: ↔ 165 ↳ 55

Empotramiento / Recessing: Ø 47

Acabados / Finishes

Color / Colour: Aluminio / Aluminium

Material: Aluminio + Cristal / Aluminium + Glass

Color Cristal / Glass Colour: Transparente / Clear

Material: Aluminio Macizo / Solid Aluminium



687

1 X MAX 50W 12V MR16 1 X MAX 50W GU10 240V 

Medidas: ↔ 105 ↕ 64

Empotramiento / Recessing: Ø 52

Acabados / Finishes

Color / Colour: Aluminio / Aluminium

Material: Aluminio + Cristal / Aluminium + Glass

Color Cristal / Glass Colour: Transparente / Clear

Material: Aluminio Macizo / Solid Aluminium



TAU280

1 X MAX 50W 12V MR16 1 X MAX GU10 50W 240V 

Medidas: ↔ 90 ↕ 35

Empotramiento / Recessing: Ø 80

Acabados / Finishes

Color / Colour: Aluminio / Aluminium

Material: Aluminio Tornado / Turned Aluminium



Basculante 30° Giratorio 360° / Adjustable 45° Rotative 360°

AHD251/01

1 X MAX 50W 12V MR16 1 X MAX GU10 50W 240V 

Medidas: ↔ 82 ↕ 21

Empotramiento / Recessing: Ø 74

Acabados / Finishes

Color / Colour: Blanco, Aluminio, Níquel Satinado /

White, Aluminium, Brushed Nickel

Material: Aleación de Zinc / Zinc Alloy



Basculante 30° / Adjustable 30°

MHD431R



MHD431R

1 X MAX 100W 12V AR111

Medidas: ↔ 161 ↑ 60

Empotramiento / Recessing: Ø 135

Acabados / Finishes

Color / Colour: Níquel Satinado / Brushed Nickel

Material: Metal / Metal



Basculante 30° / Adjustable 30°

RAH1106R



RAH1106R

1 X MAX 100W 12V AR111


Medidas: ↔ 175 ↑ 65

Empotramiento / Recessing: Ø 155

Acabados / Finishes

Color / Colour: Plata / Silver

Material: Aluminio / Aluminium



Basculante 30° / Adjustable 30°

MHD440G



MHD440G

1 X MAX 100W 12V AR111

Medidas: ↔ 140 ↑ 140 ↳ 62

Empotramiento / Recessing: Ø 130

Acabados / Finishes

Color / Colour: Níquel Satinado / Brushed Nickel

Material: Metal / Metal



Basculante 30° / Adjustable 30°

RAH1106S



RAH1106S

1 X MAX 100W 12V AR111


Medidas: ↔ 175 ↑ 65

Empotramiento / Recessing: Ø 155

Acabados / Finishes

Color / Colour: Plata / Silver

Material: Aluminio / Aluminium



Basculante 30° / Adjustable 30°

FH121MW




USH1102



LBR-109



LBR-109

1 X MAX 50W 12V MR16 


Medidas: ↔ 90 ↑↓ 36

Empotramiento / Recessing: Ø 70

Acabados / Finishes

Color / Colour: Aluminio / Aluminium

Material: Aluminio / Aluminium



FH121MW

1 X MAX 50W 12V MR16 

1 X MAX 50W 240V GU10 

Medidas: ↔ 83 ↑↓ 40

Empotramiento / Recessing: Ø 72

Acabados / Finishes

Color / Colour: Blanco / White

Material: Aluminio Macizo / Solid Aluminium



USH1102

1 X MAX 50W MR16 12V 

Medidas: ↔ 106 ↑↓ 100

Empotramiento / Recessing: Ø 95

Acabados / Finishes

Color / Colour: Plata, Blanco, Níquel Mate /

Silver, White, Matt Nickel

Material: Aluminio / Aluminium



QUALE.202LB



QUALE.202LB

1 X MAX 50W 240V GU10 

1 X MAX 50W 12V CBC51 

Medidas: ↔ 98 ↑ 98

Empotramiento / Recessing: Ø 80 x 80

Acabados / Finishes

Color / Colour: Aluminio / Aluminium

Material: Aluminio Macizo / Solid Aluminium



Basculante 20° / Adjustable 20°

AHD260



AHD260

1 X MAX 50W 12V MR16 

1 X MAX 50W 240V GU10 

Medidas: ↔ 82 ↑ 82 ↳ 23

Empotramiento / Recessing: Ø 73

Acabados / Finishes

Color / Colour: Blanco, Aluminio, Níquel Satinado /

White, Aluminium, Brushed Nickel

Material: Aluminio / Aluminium





Basculante 30° / Adjustable 30°

TAU280Q



TAU280Q

1 X MAX 50W 12V MR16 

1 X MAX 50W 240V GU10 

Medidas: ↔ 90 ↑ 90 ↳ 35

Empotramiento / Recessing: Ø 80

Acabados / Finishes

Color / Colour: Aluminio / Aluminium

Material: Aluminio Torneado

Turned Aluminium



Basculante 30° / Adjustable 30°


Giratorio 360° / Rotative 360°

IAH139



IAH139

1 X MAX 50W 240V GU10 

1 X MAX 50W 12V MR16 

Medidas: ↔ 100 ↑ 100 ↳ 77

Empotramiento / Recessing: Ø 92

Acabados / Finishes

Color / Colour: Blanco Mate, Níquel Mate, Plata /

Matt White, Brush Matt Nickel, Silver Grey

Material: Metal / Metal



HBI-301



HBI-301

1 X MAX 75 W QR-111



Medidas: ↔ 175 ↓ 142,5

Empotramiento / Recessing: Ø 155 X 155

Acabados / Finishes

Color / Colour: Aluminio / Aluminium

Material: Metal / Metal



Basculante 30° / Adjustable 30°

HBI-302



HBI-302

2 X MAX 75 W QR-111



Medidas: ↔ 315 ↓ 142,5

Empotramiento / Recessing: Ø 155 X 295

Acabados / Finishes

Color / Colour: Aluminio / Aluminium

Material: Metal / Metal



Basculante 30° / Adjustable 30°

HBI-303



HBI-303

3 X MAX 75 W QR-111



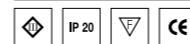
Medidas: ↔ 455 ↓ 142,5

Empotramiento / Recessing: Ø 155 X 435


Acabados / Finishes

Color / Colour: Aluminio / Aluminium

Material: Metal / Metal



Basculante 30° / Adjustable 30°



RAH1105/1



RAH1105/2



RAH1105/3



RAH1105/4



RAH1105/1 

1 X MAX 100W AR111 

Medidas: ↔ 206 ↓ 206 ↳ 95

Empotramiento / Recessing: Ø 185 x 185

Acabados / Finishes

Color / Colour: Plata / Silver

Material: Metal / Metal

Basculante 30° / Adjustable 30°

RAH1105/2 

2 X MAX 100W AR111 

Medidas: ↔ 206 ↓ 350 ↳ 95

Empotramiento / Recessing: Ø 185 X 330

Acabados / Finishes

Color / Colour: Plata / Silver

Material: Metal / Metal

Basculante 30° / Adjustable 30°

RAH1105/3 

3 X MAX 100W AR111 

Medidas: ↔ 206 ↓ 494 ↳ 95

Empotramiento / Recessing: Ø 185 X 475

Acabados / Finishes

Color / Colour: Plata / Silver

Material: Metal / Metal

Basculante 30° / Adjustable 30°

RAH1105/4 

4 X MAX100W AR111 

Medidas: ↔ 350 ↓ 350 ↳ 130

Empotramiento / Recessing: Ø 335 X 335

Acabados / Finishes

Color / Colour: Plata / Silver

Material: Metal / Metal

Basculante 30° / Adjustable 30°

LBR-301



LBR-301

1 X MAX 50W 240V GU10



1 X MAX 50 W 12V MR16



Medidas: ↔ 110 ↑↓ 103,5

Empotramiento / Recessing: Ø 96 X 96

Acabados / Finishes

Color / Colour: Plata / Silver

Material: Metal / Metal



Basculante 30° / Adjustable 30°



LBR-302



LBR-302

2 X MAX 50W 240V GU10



2 X MAX 50 W 12V MR16



Medidas: ↔ 201 ↑↓ 103,5

Empotramiento / Recessing: Ø 96 X 188

Acabados / Finishes

Color / Colour: Plata / Silver

Material: Metal / Metal



Basculante 30° / Adjustable 30°

LBR-303



LBR-303

3 X MAX 50W 240V GU10



3 X MAX 50 W 12V MR16



Medidas: ↔ 292 ↑↓ 103,5

Empotramiento / Recessing: Ø 96 X 278

Acabados / Finishes

Color / Colour: Plata / Silver

Material: Metal / Metal



Basculante 30° / Adjustable 30°

LO-AS-8011



LO-AS-8012



LO-AS-8011

1 X MAX 20-35-50 W 12V MR16



Medidas: ↔ 130 ↑ 130 → 126

Empotramiento / Recessing: Ø 110 X 110

Acabados / Finishes

Color / Colour: Plata / Silver

Material: Metal / Metal



Basculante 30° / Adjustable 30°

LO-AS-8012

2 X MAX 20-35-50 W 12V MR16



Medidas: ↔ 235 ↑ 130 → 126

Empotramiento / Recessing: Ø 215 X 110

Acabados / Finishes

Color / Colour: Plata / Silver

Material: Metal / Metal



Basculante 30° / Adjustable 30°

LO-AS-8013



LO-AS-8013

3 X MAX 20-35-50W 12V MR16



Medidas: ↔ 335 ↑ 130 → 126

Empotramiento / Recessing: Ø 315 X 110

Acabados / Finishes

Color / Colour: Plata / Silver

Material: Metal / Metal



Basculante 30° / Adjustable 30°

RAH194/4S



RAH194/4S

4 X MAX 50W 240V GU10



4 X MAX 50 W 12V MR16



Medidas: ↔ 210 ↑ 210 → 80

Empotramiento / Recessing: Ø 200 x 200

Acabados / Finishes

Color / Colour: Plata / Silver

Material: Metal / Metal



Basculante 30° / Adjustable 30°

A902-1



A902-2



A902-3



A902-4



A902-1

1 X MAX 50W GU10 1 X MAX 50W MR16 

Medidas: ↔ 90 ↑ 90 → 40

Empotramiento / Recessing:

Acabados / Finishes


Color / Colour: Aluminio / Aluminium

Material: Aluminio / Aluminium



Basculante 30° / Adjustable 30°

A902-2

2 X MAX 50W GU10 2 X MAX 50W MR16 

Medidas: ↔ 170 ↑ 90 → 40

Empotramiento / Recessing:

Acabados / Finishes


Color / Colour: Aluminio / Aluminium

Material: Aluminio / Aluminium



Basculante 30° / Adjustable 30°

A902-3

3 X MAX 50W GU10 3 X MAX 50W MR16 

Medidas: ↔ 250 ↑ 90 → 40

Empotramiento / Recessing:

Acabados / Finishes


Color / Colour: Aluminio / Aluminium

Material: Aluminio / Aluminium



Basculante 30° / Adjustable 30°

A902-4

4 X MAX 50W GU10 4 X MAX 50W MR16 

Medidas: ↔ 330 ↑ 90 → 40

Empotramiento / Recessing:

Acabados / Finishes

Color / Colour: Aluminio / Aluminium

Material: Aluminio / Aluminium




Basculante 30° / Adjustable 30°

LSDZL111/1

LSDZL111/3

LSDZL111/4



LSDZL111/1

1 X MAX 50W 12 V GY 6.35



Medidas: ↔ 190 ↓ 183 ↳ 137

Empotramiento / Recessing: Ø 170 x160

Acabados / Finishes

Color / Colour: Aluminio, Negro / Aluminium, Black Line

Material: Aluminio + Hierro / Aluminium + Iron



Equipo electrónico opcional. Bombillas incluidas /
Optional electrical equipment. Bulb included
Basculante 30° / Adjustable 30°

LSDZL111/3

3 X MAX 50W 12 V GY 6.35



Medidas: ↔ 510 ↓ 183 ↳ 137

Empotramiento / Recessing: Ø 480 x165

Acabados / Finishes

Color / Colour: Aluminio, Negro / Aluminium, Black Line

Material: Aluminio + Hierro / Aluminium + Iron



Equipo electrónico opcional. Bombillas incluidas /
Optional electrical equipment. Bulb included
Basculante 30° / Adjustable 30°

LSDZL111/4

4 X MAX 50W 12 V GY 6.35



Medidas: ↔ 670 ↓ 183 ↳ 137

Empotramiento / Recessing: Ø 640 x165

Acabados / Finishes

Color / Colour: Aluminio, Negro / Aluminium, Black Line

Material: Aluminio + Hierro / Aluminium + Iron



Equipo electrónico opcional. Bombillas incluidas /
Optional electrical equipment. Bulb included
Basculante 30° / Adjustable 30°



LSDZL16/1



LSDZL16/2



LSDZL16/1

1 X MAX 50W MR16 12V CBC51 

Medidas: ↔ 120 ↑↓ 117 ↳ 115

Empotramiento / Recessing: Ø 110 x 98

Acabados / Finishes

Color / Colour: Aluminio, Negro / Aluminium, Black Line

Material: Aluminio + Hierro / Aluminium + Iron



Basculante 30° / Adjustable 30°

LSDZL16/2

2 X MAX 50W MR16 12V CBC51 

Medidas: ↔ 210 ↑↓ 117 ↳ 115

Empotramiento / Recessing: Ø 195 x 98

Acabados / Finishes


Color / Colour: Aluminio, Negro / Aluminium, Black Line

Material: Aluminio + Hierro / Aluminium + Iron



Basculante 30° / Adjustable 30°

LSDZL16/3



LSDZL16/4



LSDZL16/3

3 X MAX 50W MR16 12V CBC51 

Medidas: ↔ 300 ↑↓ 117 ↳ 115

Empotramiento / Recessing: Ø 285 x 98

Acabados / Finishes

Color / Colour: Aluminio, Negro / Aluminium, Black Line

Material: Aluminio + Hierro / Aluminium + Iron



Basculante 30° / Adjustable 30°

LSDZL16/4

4 X MAX 50W MR16 12V CBC51 

Medidas: ↔ 390 ↑↓ 117 ↳ 115

Empotramiento / Recessing: Ø 375 x 98

Acabados / Finishes

Color / Colour: Aluminio, Negro / Aluminium, Black Line

Material: Aluminio + Hierro / Aluminium + Iron




Basculante 30° / Adjustable 30°

QPRIH1

QPRIH2

QPRIH3



QPRIH1

1 X MAX 100 W QR111



1 X MAX 70 W CDM-R111



Medidas: ↔ 190 ↑ 190 → 190

Empotramiento / Recessing: Ø 158 X 158

Acabados / Finishes

Color / Colour: Aluminio / Aluminium

Material: Aluminio Macizo / Solid Aluminium



Basculante 30° / Adjustable 30°

QPRIH2

2 X MAX 100 W QR111



2 X MAX 70 W CDM-R111



Medidas: ↔ 326 ↑ 190 → 190

Empotramiento / Recessing: Ø 158 X 492

Acabados / Finishes

Color / Colour: Aluminio / Aluminium

Material: Aluminio Macizo / Solid Aluminium



Basculante 30° / Adjustable 30°

QPRIH3

3 X MAX 100 W QR111



3 X MAX 70 W CDM-R111



Medidas: ↔ 523 ↑ 190 → 190

Empotramiento / Recessing: Ø 158 X 660

Acabados / Finishes

Color / Colour: Aluminio / Aluminium

Material: Aluminio Macizo / Solid Aluminium



Basculante 30° / Adjustable 30°



LO-AD-5251

LO-AD-5252

LO-AD-5253



LO-AD-5251

1 X MAX 35-70 W 220V GX8,5 HI-R111



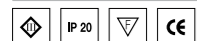
Medidas: ↔ 186 ↔ 186 ↳ 212

Empotramiento / Recessing: Ø 310 X 310

Acabados / Finishes

Color / Colour: Plata / Silver

Material: Aluminio / Aluminium



Basculante 45° Giratorio 360° / Adjustable 45° Rotative 360°

LO-AD-5252

2 X MAX 35-70 W 220V GX8,5 HI-R111




Medidas: ↔ 342 ↔ 186 ↳ 212

Empotramiento / Recessing: Ø 315 X 163

Acabados / Finishes

Color / Colour: Plata / Silver

Material: Aluminio / Aluminium



Basculante 45° Giratorio 360° / Adjustable 45° Rotative 360°

LO-AD-5253

3 X MAX 35-70 W 220V GX8,5 HI-R111



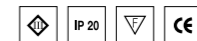
Medidas: ↔ 489,5 ↕ 186,5 ↳ 212

Empotramiento / Recessing: Ø 460 X 163

Acabados / Finishes

Color / Colour: Plata / Silver

Material: Aluminio / Aluminium



Basculante 45° Giratorio 360° / Adjustable 45° Rotative 360°



HBI-401



HBI-402



HBI-403



HBI-401

Medidas: ↔ 175 ↓ 175 ↳ 207,8

Empotramiento / Recessing: Ø 155 x 155

Acabados / Finishes

Color / Colour: Negro / Black

Material: Aluminio / Aluminium



HBI-402

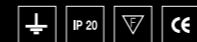
Medidas: ↔ 315 ↓ 175 ↳ 207,8

Empotramiento / Recessing: Ø 155 x 295

Acabados / Finishes

Color / Colour: Negro / Black

Material: Aluminio / Aluminium



HBI-403

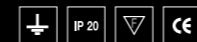
Medidas: ↔ 455 ↓ 175 ↳ 207,8

Empotramiento / Recessing: Ø 155 x 435

Acabados / Finishes

Color / Colour: Negro / Black

Material: Aluminio / Aluminium



B-401 (CDM-PAR 30)

1 X MAX 70W PAR 30 CDM

Medidas: ↔ 147 ↓ 167,9

Acabados / Finishes

Color / Colour: Negro / Black

Material: Aluminio / Aluminium

Basculante 30° / Adjustable 30°



B-401 (CDM-T)

1 X MAX 70W CDM-T G-12

Medidas: ↔ 147 ↓ 147

Acabados / Finishes


Color / Colour: Negro / Black

Material: Aluminio / Aluminium

Basculante 30° / Adjustable 30°



QCDL9002B



RAH1108 SG



HBI-082



QCDL9002B

2 X 26W PLC G24d



Medidas: ↔ 200 ↓ 200 → 104

Empotramiento / Recessing: Ø 190 x 190

Acabados / Finishes

Color / Colour: Blanco, Aluminio, Níquel Satinado /

White, Aluminium, Brushed Nickel

Material: Aluminio / Aluminium



Equipo opcional no incluido /
Optional magnetic ballast not included

RAH1108 SG

1 X MAX 70W CDM-T G-12




Medidas: ↔ 180 ↓ 180 → 160

Empotramiento / Recessing: Ø 150

Acabados / Finishes

Color / Colour: Plata / Silver

Material: Aluminio / Aluminium



Basculante 20° / Adjustable 20°

HBI-082

1 X MAX 70W CDM-T G-12



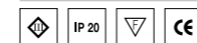
Medidas: ↔ 145 ↓ 138

Empotramiento / Recessing: Ø 138

Acabados / Finishes

Color / Colour: Plata / Silver

Material: Aluminio / Aluminium



Basculante 45° Giratorio 355° / Adjustable 45° Rotative 355°





CDL765B



CDL765B

2 X 26W PLC G24d 

Medidas: ↔ 225 ↓ 100


Empotramiento / Recessing: Ø 205

Acabados / Finishes

Color / Colour: Blanco, Níquel Satinado /

White, Brushed Nickel

Material: Metal / Metal



Equipo opcional no incluido /

Optional magnetic ballast not included

QCDL9001B



QCDL9001B

2 X 26W PLC G24d 

Medidas: ↔ 230 ↓ 230 ↳ 100

Empotramiento / Recessing: Ø 215 x 215

Acabados / Finishes

Color / Colour: Blanco, Aluminio, Níquel Satinado /

White, Aluminium, Brushed Nickel


Material: Aluminio / Aluminium




Equipo opcional no incluido /

Optional magnetic ballast not included

QCDL7308



QCDL7308

2 X MAX 26W PLC G24d 

Medidas: ↔ 230 ↓ 230 ↳ 95

Empotramiento / Recessing: Ø 205 x 205

Acabados / Finishes

Color / Colour: Níquel Satinado / Brushed Nickel


Material: Metal / Metal




Equipo opcional no incluido /

Optional magnetic ballast not included

FHW173



FHW173

1 X MAX 200W R7S 

Medidas: ↔ 192 ↓ 260 ↳ 72

Empotramiento / Recessing: Ø 180 X 245

Acabados / Finishes

Color / Colour: Aluminio, Gris / Aluminium, Grey

Material: Metal / Metal



CAJA / BOX FHW 173

↔ 380 ↓ 235 ↳ 80

Accesorio de montaje para empotrar en hormigón o pared de ladrillo /

Recess mounting box for concrete or break wall


Caja Opcional / Optional Box



FHW177



FHW177

1 X MAX 26W PLC 

32 X LED Blanco / White 

Medidas: ↔ 250 ↓ 220 ↳ 90

Empotramiento / Recessing: Ø 230 X 220

Acabados / Finishes

Color / Colour: Aluminio, Gris / Aluminium, Grey

Material: Metal / Metal



Equipo 26W opcional no incluido /

Optional magnetic ballast 26W not included

Driver leds opcional no incluido / Optional drivers leds not included


CAJA / BOX FHW 177

↔ 385 ↓ 280 ↳ 100

Accesorio de montaje para empotrar en hormigón o pared de ladrillo /

Recess mounting box for concrete or break wall


Caja Opcional / Optional Box



FHW175



FHW175

1 X MAX 70W HIT DE 

1 X MAX 18W PLC 

Medidas: ↔ 230 ↓ 160 ↳ 72

Empotramiento / Recessing: Ø 210 X 145

Acabados / Finishes

Color / Colour: Aluminio, Gris / Aluminium, Grey

Material: Metal / Metal



Equipo hit- de 70W electrónico opcional /

Optional ballast 70W hit

Equipo 18W opcional / Optional ballast 18W


CAJA / BOX FHW 175

↔ 385 ↓ 280 ↳ 100

Accesorio de montaje para empotrar en hormigón o pared de ladrillo /

Recess mounting box for concrete or break wall

Caja Opcional / Optional Box






HBR-101



HBR-101

1 X MAX 40W G9 

Medidas: ↔ 90 ↑↓ 90 ↳ 37

Empotramiento / Recessing: \varnothing 77 X 77

Acabados / Finishes

Color / Colour: Plata / Silver

Material: Aluminio / Aluminium



CAJA B-102

↔ 88 ↑↓ 53


Caja PVC no incluida /
PVC box not included



HBR-102-B



HBR-102-B

1 X MAX 40W G9 

Medidas: ↔ 90 ↑↓ 90 ↳ 37

Empotramiento / Recessing: \varnothing 77 X 77

Acabados / Finishes

Color / Colour: Plata / Silver

Material: Aluminio / Aluminium



CAJA B-102

↔ 88 ↑↓ 53


Caja PVC no incluida /
PVC box not included



FHW164



FHW164

1 X MAX 20W G4 12V 

Medidas: ↔ 81 ↑↓ 81 ↳ 30

Empotramiento / Recessing: \varnothing 68 x 68

Acabados / Finishes

Color / Colour: Aluminio / Aluminium

Material: Aluminio / Aluminium



Transformador no incluido / Transformer not included


LBE-077




LBE-078



BEN2C



LED3



LBE-077

1 X MAX 1W LED



Medidas: ↔ 90 ↑ 37

Empotramiento / Recessing: Ø 77 X 77

Acabados / Finishes

Color / Colour: Plata / Silver

Material: Aluminio / Aluminium



Driver no incluido / Driver optional

CAJA B-102 ↔ 88 ↑ 53

Caja PVC no incluida / PVC box not included



B-206



B-204



B-202

Opcional conector múltiple / Optional multiple connector

LBE-078

1 X MAX 1W LED



Medidas: ↔ 90 ↑ 37

Empotramiento / Recessing: Ø 77 X 77

Acabados / Finishes

Color / Colour: Plata / Silver

Material: Aluminio / Aluminium



Driver no incluido / Driver optional

CAJA B-102 ↔ 88 ↑ 53

Caja PVC no incluida / PVC box not included



B-206



B-204



B-202

Opcional conector múltiple / Optional multiple connector

BEN2C

LED MAX 0.3W



Medidas: ↔ 84 ↑ 84 ↳ 58

Acabados / Finishes

Color / Colour: Plata / Silver

Material: Aluminio / Aluminium

Color LED/ LED Colour: Blanco / White



Transformador (driver) integrado /

Transformer (driver) included

LED3

LED MAX 0.45W



Medidas: ↔ 70 ↑ 70 ↳ 20

Acabados / Finishes

Color / Colour: Aluminio / Aluminium

Material: Aluminio Macizo / Solid Aluminium

Color LED/ LED Colour: Blanco / White



Transformador (driver) integrado /

Transformer (driver) included

LBE-062



LBE-062

1 X MAX 1W 350 mA LED 

Medidas: ↔ 60 ↑↓ 55

Empotramiento / Recessing: Ø 35

Acabados / Finishes

Color / Colour: Aluminio / Aluminium

Material: Aluminio / Aluminium

Material: Aluminio Macizo / Solid Aluminium



Driver no incluido / Driver optional

Caja PVC incluida / PVC box included



B-206



B-204



B-202

Opcional conector múltiple / Optional multiple connector

LBE-064



LBE-064

1 X MAX 1W 350 mA LED 

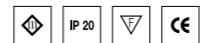
Medidas: ↔ 60 ↑↓ 55

Empotramiento / Recessing: Ø 35

Acabados / Finishes

Color / Colour: Aluminio / Aluminium

Material: Aluminio Macizo / Solid Aluminium



Driver no incluido / Driver optional

Caja PVC incluida / PVC box included



B-206




B-204



B-202

Opcional conector múltiple / Optional multiple connector



LWE-1152



LWE-115



LWE-1152

4 X MAX 1W 350 mA LED 

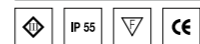
Medidas: ↔ 105 ↑↓ 100

Empotramiento / Recessing: Ø 35

Acabados / Finishes

Color / Colour: Aluminio / Aluminium

Material: Aluminio Macizo / Solid Aluminium



Driver no incluido / Driver optional
Caja PVC incluida / PVC box included



B-206



B-204



B-202

Opcional conector múltiple / Optional multiple connector

LWE-115

2 X MAX 1W 350 mA LED 

Medidas: ↔ 100 ↑↓ 60

Empotramiento / Recessing: Ø 35

Acabados / Finishes

Color / Colour: Aluminio / Aluminium

Material: Aluminio Macizo / Solid Aluminium



Driver no incluido / Driver optional
Caja PVC incluida / PVC box included



B-206



B-204



B-202

Opcional conector múltiple / Optional multiple connector



LBE-0524



LBE-0524

1 X MAX 1W 350 mA LED



Medidas: ↔ 51 ↓ 58 ↳ 10

Empotramiento / Recessing: Ø 35

Acabados / Finishes

Color / Colour: Aluminio / Aluminium

Material: Aluminio / Aluminium

Material: Aluminio Macizo / Solid Aluminium



Caja PVC incluida / PVC box included

Driver no incluido / Optional driver



B-206



B-204



B-202

Opcional conector múltiple / Optional multiple connector

LBE-0522SQ



LBE-0522SQ

1 X MAX 1W 350 mA LED

Medidas: ↔ 50 ↓ 58 ↳ 10

Empotramiento / Recessing: Ø 35

Acabados / Finishes

Material: Aluminio / Aluminium

Material: Aluminio Macizo / Solid Aluminium



Caja PVC incluida / PVC box included

Driver no incluido / Optional driver



B-206



B-204



B-202

Opcional conector múltiple / Optional multiple connector

LED/MINI.AS



LED/MINI.AS

1 X MAX 1W



Medidas: ↔ 52 ↓ 60

Empotramiento / Recessing: Ø 42

Acabados / Finishes

Color / Colour: Aluminio / Aluminium

Material: Aluminio Sólido / Solid Aluminium

Color bombillas / Bulb color: Blanco / White



ELD3901S



ELD3901S

1 X 3W PowerLED



A: AC 230V D: DC700 mA

Medidas: ↔ 60 ↓ 30

Empotramiento / Recessing: Ø 54

Acabados / Finishes

Color / Colour: Plata / Silver

Material: Aluminio / Aluminium



Driver no incluido / Optional driver

Basculante 20° / Adjustable 20°

FLD1902T



ALD2902T



FLD1902H



ALD2902H



FLD1902T

3 X 3W PowerLED



A: AC 230V D: DC 700 mA

Medidas: ↔ 80 ↓ 70

Empotramiento / Recessing: Ø 70

Acabados / Finishes

Color / Colour: Plata / Silver

Material: Aluminio / Aluminium



Driver no incluido / Optional driver

ALD2902T

3 X 3W PowerLED



A: AC 230V D: DC 700 mA

Medidas: ↔ 90 ↓ 70

Empotramiento / Recessing: Ø 82

Acabados / Finishes

Color / Colour: Plata / Silver

Material: Aluminio / Aluminium



Basculante 30° / Adjustable 30°

Driver no incluido / Optional driver

FLD1902H

1 X 3W PowerLED



A: AC 230V D: DC 700mA

Medidas: ↔ 80 ↓ 70

Empotramiento / Recessing: Ø 70

Acabados / Finishes

Color / Colour: Plata / Silver

Material: Aluminio / Aluminium



Basculante 30° / Adjustable 30°

Driver no incluido / Optional driver

ALD2902H

1 X 3W PowerLED



A: AC 230V D: DC700mA

Medidas: ↔ 90 ↓ 70

Empotramiento / Recessing: Ø 82

Acabados / Finishes

Color / Colour: Plata / Silver

Material: Aluminio / Aluminium



Basculante 30° / Adjustable 30°

Driver no incluido / Optional driver

D-LED 1601



D-LED 1602



D-LED 1603



D-LED 1601

1 X MAX 3W 700 mA LED



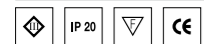
Medidas: ↔ 95 ↓ 95 ↳ 55

Empotramiento / Recessing: Ø 88 X 85

Acabados / Finishes

Color / Colour: Aluminio / Aluminium

Material: Aluminio Macizo / Solid Aluminium



Basculante 20° / Adjustable 20°

Driver no incluido / Optional driver

D-LED 1602

2 X MAX 3W 700 mA LED



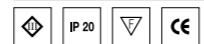
Medidas: ↔ 95 ↓ 172 ↳ 55

Empotramiento / Recessing: Ø 88 X 160

Acabados / Finishes

Color / Colour: Aluminio / Aluminium

Material: Aluminio Macizo / Solid Aluminium



Basculante 20° / Adjustable 20°

Driver no incluido / Optional driver

D-LED 1603

3 X MAX 3W 700 mA LED



Medidas: ↔ 95 ↓ 249 ↳ 55

Empotramiento / Recessing: Ø

Acabados / Finishes

Color / Colour: Aluminio / Aluminium

Material: Aluminio Macizo / Solid Aluminium



Basculante 20° / Adjustable 20°

Driver no incluido / Optional driver



LBE-202



LBE-2022



LBE-202

1 X MAX 3W 700 mA LED



Medidas: ↔ 60 ↑↓ 23

Empotramiento / Recessing: Ø 53

Acabados / Finishes

Color / Colour: Aluminio / Aluminium

Material: Aluminio Macizo / Solid Aluminium



Basculante 20° / Adjustable 20°

Driver no incluido / Optional driver



B-206 B-204 B-202

Conector múltiple / Multiple connector

LBE-2022

2 X MAX 3W 700 mA LED



Medidas: ↔ 110 ↑↓ 23,50

Empotramiento / Recessing: Ø 53 X 105

Acabados / Finishes

Color / Colour: Aluminio / Aluminium

Material: Aluminio Macizo / Solid Aluminium



Basculante 20° / Adjustable 20°

Driver no incluido / Optional driver



B-206 B-204 B-202

Conector múltiple / Multiple connector

LBE-2023



LBE-2024



LBE-2023

3 X MAX 3W 700 mA LED



Medidas: ↔ 163,50 ↑↓ 23,50

Empotramiento / Recessing: Ø 53 X 157

Acabados / Finishes

Color / Colour: Aluminio / Aluminium

Material: Aluminio Macizo / Solid Aluminium



Basculante 20° / Adjustable 20°

Driver no incluido / Optional driver



B-206 B-204 B-202

Conector múltiple / Multiple connector

LBE-2024

4 X MAX 3W 700 mA LED



Medidas: ↔ 215 ↑↓ 23,50

Empotramiento / Recessing: Ø 53 X 209

Acabados / Finishes

Color / Colour: Aluminio / Aluminium

Material: Aluminio Macizo / Solid Aluminium



Basculante 20° / Adjustable 20°

Driver no incluido / Optional driver



B-206 B-204 B-202

Conector múltiple / Multiple connector

MARK2



MARK2

LED MAX 0.3W



Medidas: ↔ 84 ↑ 84

Empotramiento / Recessing: Ø 75 X 69

Acabados / Finishes

Color / Colour: Aluminio / Aluminium

Material: Aluminio Sólido / Solid Aluminium



Transformador integrado / Transformer included

MARK3



MARK3

LED MAX 0.3W



Medidas: ↔ 84 ↑ 84

Empotramiento / Recessing: Ø 75 X 69

Acabados / Finishes

Color / Colour: Aluminio / Aluminium

Material: Aluminio Sólido / Solid Aluminium



Transformador integrado / Transformer included

MARK7



MARK7

LED MAX 0.3W



Medidas: ↔ 84 ↑ 84

Empotramiento / Recessing: Ø 75 X 69

Acabados / Finishes

Color / Colour: Aluminio / Aluminium

Material: Aluminio Sólido / Solid Aluminium



Driver integrado / Driver included

MARK15



MARK15

LED MAX 0.3W




Medidas: ↔ 84 ↑ 84

Empotramiento / Recessing: Ø 75 X 69

























Acabados / Finishes

Color / Colour: Aluminio / Aluminium

Material: Aluminio Sólido / Solid Aluminium



Driver integrado / Driver included

LÁMPARAS LAMPS	DESCRIPCIÓN DESCRIPTION	TIPO TYPE	CASQUILLO SOCKET	LÁMPARAS LAMPS	DESCRIPCIÓN DESCRIPTION	TIPO TYPE	CASQUILLO SOCKET	LÁMPARAS LAMPS	DESCRIPCIÓN DESCRIPTION	TIPO TYPE	CASQUILLO SOCKET	LÁMPARAS LAMPS	DESCRIPCIÓN DESCRIPTION	TIPO TYPE	CASQUILLO SOCKET
	Halógena 12V Bi-pin Halogen 12V Bi-pin	QT-9 QT-12	G-4 GY6,35		Lámpara halógena cuarzo 230V	GU10	GU10		Compact Fluorescente	G-9	G-9		Halógena	PAR30	E-27
	Fluorescente compacta Doble (2 pins) Compact Fluorescent Twin (2 pins)	TC-D	G24d-1 G24d-2 G24d-3		Halogenuro 230V	CDM-R111	GX8,5		Incandescente	C35	C-35		Compact Fluorescente	GU10	GU10
	Fluorescente compacta Doble (4 pins) Compact Fluorescent Twin (4 pins)	TC-DEL	G24d-1 G24d-2 G24d-3		Halógena 12V	QRB-111	G53								
	Halógena Lineal 78 mm Linear Halogen 78 mm	R7S	R7S		Mini Reflector halógeno 12V	G-4	GY6,35								
	Halógena Lineal 114 mm Linear Halogen 114 mm	R7S	R7S		Lámpara halógena cuarzo 230V	G9	G9								
	Compact Fluorescent Fluorescente Compacta Con Basalto Compact Fluorescent With Ballast	E-27	E-27		Lámpara halogenuro metálico	CDM-T	G-12								
	Fluorescente Compacta Compact Fluorescent	TC-L	2G11		Halogenuro 230V	CDM-PAR30	E27								
	Fluorescente Fluorescent	T5	T5		Microlynx Lámpara de ahorro 230V	GX53	GX53								
	Incandescente Incandescent	CLASE A	E27		T5 Tubo Circular	T5	2GX13								
	Lámpara Dicroica	MR16	GU5,3		LED										

MATERIALES MATERIALS

Polycarbonato PC

El policarbonato de Ingeniería plástica alcanza el estándar más alto en cuanto a su brillantez y resistencia.

Su tratamiento UV mejora la durabilidad propia del producto.

Una continua elevada resistencia al calor de 90°C, incluso de hasta 140° C en breves ocasiones, asegura que incluso en extremas condiciones de ambiente permita un uso de bombilla de alto voltaje.

Su alto impacto de resistencia se mantiene incluso en extremas temperaturas por debajo de los -40° C.

Polimetil-Metacrilato PMMA

El PMMA acrílico es un material insuperable a la resistencia al paso del tiempo y al desgaste. Las esferas acrílicas tienen un brillo excepcional que no disminuye, incluso después de un prolongado uso, debido a su óptima dureza de superficie.

Luz Acrílica junto con una moderna fuente de luz son particularmente eficientes para ofrecer su máxima operatividad a temperaturas que no excedan los 75°C.

Polietileno PE

Alta densidad de Polietileno PE. Un material de alto impacto y dureza exitoso y usado durante muchos años.

El PE satisface los estándares de calidad.

La luz de PE incluye la más económica solución cuando se quiere un acabado blanco opal.

Polycarbonat PC

The engineering plastic polycarbonate meets highest standards with regard to brilliance and impact strenght.

UV-treatment improves the long-life properties of the product.

A high continuous heat resistance of 90°C briefly even up to 140°C ensures that it will withst and extreme environment conditions and allows the use of high-wattage lamps.

The high impact strenght is retained even at the extreme subzero temperatures down to -40°C.

Polymethyl-Methacrylat PMMA

PMMA - acrylic is a material of unsurpassed resistance to weathering and ageing.

Acrylic spheres have an exceptional brilliance wich does not diminish, even after prolonged use, due to optimum surface hardness.

Acrylic lamp enclousures with modern light sources are particularly efficient provided that the maximum operating temperatures does not exceed 75°C.

Polyethylen PE

High density polyethylene PE is a material of high impact strength that has been successfully used for many years.

PE satisfies the high quality standards.

PE lamp enclousures are the most economic solution when a white opal finish is required.



INDUSTRIAL ESPAÑOLA DE LÁMPARAS

Consulte nuestros catálogos disponibles
Please check our catalogues availables



DISTREX
Catálogo Técnico Iluminación Interior
Technical Catalogue Interior Lighting



Catálogo General Escayola
Plaster & Lighting
Plaster & Architecture in Lighting



Catálogo Decorativo Técnico
Decor Technical Catalogue



Catálogo Iluminación Exterior
Exterior Lighting Catalogue
Decor Technical Catalogue

Consulte nuestra NUEVA página web www.ineslam.com
Please check our NEW site www.ineslam.com



Nuevos contenidos
New contents



Información detallada
Detailed information



Buscador catálogo
Catalogue finder